

**TAKWEEN ADVANCED INDUSTRIES  
(A SAUDI JOINT STOCK COMPANY)  
CONSOLIDATED FINANCIAL STATEMENTS  
FOR THE YEAR ENDED DECEMBER 31, 2023  
WITH INDEPENDENT AUDITOR'S REPORT**

**TAKWEEN ADVANCED INDUSTRIES**  
**(A SAUDI JOINT STOCK COMPANY)**  
**CONSOLIDATED FINANCIAL STATEMENTS**  
**FOR THE YEAR ENDED DECEMBER 31, 2023**

---

<b>Index</b>	<b>Page</b>
Independent auditor's report	1 - 4
Consolidated statement of financial position	5
Consolidated statement of profit or loss and other comprehensive income	6
Consolidated statement of changes in equity	7
Consolidated statement of cash flows	8 - 9
Notes to the consolidated financial statements	10 - 47

## INDEPENDENT AUDITOR’S REPORT

To the Shareholders  
 Takween Advanced Industries  
 (A Saudi Joint Stock Company)  
 Al-Khobar, Kingdom of Saudi Arabia

### Opinion

We have audited the consolidated financial statements of Takween Advanced Industries - a Saudi Joint Stock Company (the “Company”) and its subsidiaries (collectively referred as “the Group”), which comprise the consolidated statement of financial position as at December 31, 2023, the consolidated statements of profit or loss and other comprehensive income, changes in equity and cash flows for the year then ended, and notes to the consolidated financial statements including a summary of significant accounting policies and other explanatory information.

In our opinion, the accompanying consolidated financial statements present fairly, in all material respects, the consolidated financial position of the Group as at December 31, 2023, its consolidated financial performance and its consolidated cash flows for the year then ended in accordance with International Financial Reporting Standards (IFRSs) as endorsed in the Kingdom of Saudi Arabia and other standards and pronouncements issued by Saudi Organization for Chartered and Professional Accountants (“SOCPA”).

### Basis of opinion

We conducted our audit in accordance with International Standards on Auditing (ISAs) as endorsed in the Kingdom of Saudi Arabia. Our responsibilities under those standards are further described in the “Auditor’s Responsibilities for the Audit of the Consolidated Financial Statements” section of our report. We are independent of the Group in accordance with the professional code of conduct and ethics that are endorsed in the Kingdom of Saudi Arabia that are relevant to our audit of the consolidated financial statements and we have fulfilled our other ethical responsibilities in accordance with these requirements. We believe that the audit evidence we have obtained is sufficient and appropriate to provide a basis for our opinion.

### Key Audit Matter

Key audit matter is that matter that, in our professional judgment, was of most significance in our audit of the consolidated financial statements of the current year. This matter was addressed in the context of our audit of the consolidated financial statements as a whole, and in forming our opinion thereon, and we do not provide a separate opinion on this matter. For the matter listed below, our description on how our audit have addressed this matter is set below:

Key audit matters	How our audit addressed the key audit matter
<p><b><i>1-Revenue recognition:</i></b>                      The Group has recognized revenue of Saudi Riyals 818,163 million (2022: SAR 1,045 million). during the year ended December 31, 2023.                      The revenue earned is recognized at point in time when control over goods is transferred to the customer generally on delivery of goods to the customers. Accordingly, this requires management to establish the fact that control over goods is transferred at the time of dispatch in accordance with IFRS 15.                      The terms that define when control are transferred to the customer as well as high volume and value of transactions give rise to the risk that revenue is not recognized in the correct time and period.                      Accordingly due to the significant risk associated with revenue recognition in accordance with terms of IFRS 15 ‘Revenue from contracts with customers’ it was considered as a key audit matter</p>	<p>We have performed the following procedures regarding revenue recognition:</p> <ul style="list-style-type: none"> <li>• Evaluating the appropriateness of the accounting policies related to the revenue recognition of the Company by taking into consideration the requirements of IFRS 15 "Revenue from Contracts with Clients".</li> <li>• Evaluating the design, implementation and testing of the operational effectiveness of the Company's control procedures, including the control procedures to prevent fraud when recognizing revenue in accordance with the Company's policy.</li> <li>• Testing sales transactions, on a sample basis, and perform cut-off tests of revenue made at the beginning or end of the year to assess whether the revenue has been recognized in the correct period.</li> <li>• Testing revenue transactions, on a sample basis, and verify supporting documents, which included receipt notices signed by clients, to ensure the accuracy and validity of revenue recognition.</li> </ul>

**INDEPENDENT AUDITOR'S REPORT (Continued)**

To the Shareholders  
 Takween Advanced Industries  
 (A Saudi Joint Stock Company)  
 Al-Khobar, Kingdom of Saudi Arabia

**Key Audit Matters (Continued)**

<b>Key audit matters</b>	<b>How our audit addressed the key audit matter</b>
<p><b>2- Impairment assessment of goodwill</b></p> <p>Goodwill of SR 323.58 million (2022: SR 323.58 million) which was recognized on the acquisition of Saudi Plastic Packaging System (formerly Savola Packaging Systems Company Limited) as at December 30, 2014.</p> <p>Management conducts impairment review on an annual basis to assess whether there is any potential impairment. These reviews are made using valuation methods to determine the expected recoverable amounts of individual and combined cash generating units' assets including goodwill. Such methods include assumptions related to future sales volume, prices, operating assets, growth rates, terminal value and other related assets.</p> <p>We considered this as a key audit matter due to significant judgement and key assumptions involved in the impairment assessment process.</p> <p>Refer note 4 to the consolidated financial statements for the accounting policy related to impairment of non-current assets.</p>	<p>We have performed the following procedures for assessing the impairment of goodwill:</p> <ul style="list-style-type: none"> <li>• Evaluated key assumptions used by the management;</li> <li>• Reviewed the management valuation report for the reasonableness of the valuation methodology of cash generating units' assets including goodwill analysis prepared by management. As part of the review, assessed the reasonableness of key management assumptions in respect of estimated future cash flows, growth and discount rates and assessed the sensitivity analysis on key assumptions;</li> <li>• Compared key assumptions against historic trends, business plans and industry benchmarks as applicable. Additionally, we reviewed and assessed the future business plans both from internal and external perspectives, and compared forecast to historical trends;</li> <li>• Checked the accuracy and completeness of the information produced by management, that was used as the basis of impairment assessment; and</li> <li>• Considered the adequacy of the group's disclosures as presented in the accompanying consolidated financial statements in accordance with applicable accounting standard.</li> </ul>
<p><b>3- Impairment review of property, plant and equipment</b></p> <p>As at December 31, 2023, the net book value of property, plant and equipment amounted to SR 438 million. Due to old Machine, molds and accessories. Management of the Group recognized 42 million as an impairment loss during 2023</p> <p>We considered this as a key audit matter because the assessment of the recoverable amount of assets require significant management judgment which in turn could significantly impact the consolidated financial statements.</p> <p>Refer note 4 to the consolidated financial statements for the accounting policy related to impairment of non-current assets, and note 6 details disclosures on property, plant and equipment.</p>	<p>We performed the following procedures in respect of the impairment of property, plant and equipment:</p> <ul style="list-style-type: none"> <li>• We assessed management's process for the identification of impairment indicators;</li> <li>• Reviewed the management valuation report for the reasonableness of the valuation methodology performed the following:                         <ul style="list-style-type: none"> <li>- Assessed the appropriateness of the methodology used by management for the calculation of recoverable amounts;</li> <li>- Assessed the reasonableness of management assumptions; and</li> <li>- Ensured the accuracy of management calculations.</li> </ul> </li> <li>• We assessed the adequacy of the Group's disclosures on impairment.</li> </ul>

## INDEPENDENT AUDITOR'S REPORT (Continued)

To the Shareholders  
Takween Advanced Industries  
(A Saudi Joint Stock Company)  
Al-Khobar, Kingdom of Saudi Arabia

### Other Information included in the Group's 2023 Annual Report

Management is responsible for the other information. The other information comprises the information included in the Group's annual report, other than the consolidated financial statements and our auditor's report thereon. The annual report is expected to be made available to us after the date of this auditor's report.

Our opinion on the consolidated financial statements does not cover the other information and we do not express any form of assurance or conclusion thereon.

In connection with our audit of the consolidated financial statements, our responsibility is to read the other information identified above and, in doing so, consider whether the other information is materially inconsistent with the consolidated financial statements or our knowledge obtained in the audit, or otherwise appears to be materially misstated.

When we read the annual report, and we conclude that there is a material misstatement therein, we are required to communicate the matter to those charged with governance.

### Responsibilities of Management and Those Charged with Governance for the Consolidated Financial Statements

Management is responsible for the preparation and fair presentation of the consolidated financial statements in accordance with IFRSs as endorsed in the Kingdom of Saudi Arabia and other standards and pronouncements issued by SOCPA, Company's By-laws and the applicable requirements of Company's regulations, and for such internal control as management determines is necessary to enable the preparation of consolidated financial statements that are free from material misstatement, whether due to fraud or error.

In preparing the consolidated financial statements, Management is responsible for assessing the Group's ability to continue as a going concern, disclosing, as applicable, matters related to going concern and using the going concern basis of accounting unless management either intends to liquidate the Group or to cease operations, or has no realistic alternative but to do so.

Board of Directors of the Company are responsible for overseeing the Group's financial reporting process.

### Auditor's Responsibilities for the Audit of the Consolidated Financial Statements

Our objectives are to obtain reasonable assurance about whether the consolidated financial statements as a whole are free from material misstatement, whether due to fraud or error, and to issue an auditor's report that includes our opinion. Reasonable assurance is a high level of assurance, but is not a guarantee that an audit conducted in accordance with ISAs as endorsed in the Kingdom of Saudi Arabia, will always detect a material misstatement when it exists. Misstatements can arise from fraud or error and are considered material if, individually or in the aggregate, they could reasonably be expected to influence the economic decisions of users taken on the basis of these consolidated financial statements.

As part of an audit in accordance with ISAs as endorsed in the Kingdom of Saudi Arabia, we exercise professional judgment and maintain professional skepticism throughout the audit. We also:

- Identify and assess the risks of material misstatement of the consolidated financial statements, whether due to fraud or error, design and perform audit procedures responsive to those risks, and obtain audit evidence that is sufficient and appropriate to provide a basis for our opinion. The risk of not detecting a material misstatement resulting from fraud is higher than for one resulting from error, as fraud may involve collusion, forgery, intentional omissions, misrepresentations or the override of internal control.
- Obtain an understanding of internal control relevant to the audit in order to design audit procedures that are appropriate in the circumstances, but not for the purpose of expressing an opinion on the effectiveness of the Group's internal control.

**INDEPENDENT AUDITOR'S REPORT (Continued)**

To the Shareholders  
Takween Advanced Industries  
(A Saudi Joint Stock Company)  
Al-Khobar, Kingdom of Saudi Arabia

**Auditor's Responsibilities for the Audit of the Consolidated Financial Statements (Continued)**

- Evaluate the appropriateness of accounting policies used and the reasonableness of accounting estimates and related disclosures made by management.
- Conclude on the appropriateness of management's use of the going concern basis of accounting and, based on the audit evidence obtained, whether a material uncertainty exist related to events or conditions that may cast significant doubt on the Group's ability to continue as a going concern. If we conclude that a material uncertainty exists, we are required to draw attention in our auditor's report to the related disclosure in the consolidated financial statements or, if such disclosure is inadequate, to modify our opinion. Our conclusions are based on the audit evidence obtained up to the date of our auditor's report. However, future events or conditions may cause the Group to cease to continue as a going concern
- Evaluate the overall presentation, structure and content of the consolidated financial statements, including the disclosures and whether the consolidated financial statements represent the underlying transactions and events in a manner that achieves fair presentation.
- Obtain sufficient appropriate audit evidence regarding the financial information of the entities or business activities within the Group to express an opinion on the consolidated financial statements. We are responsible for the direction, supervision and performance of the group audit. We remain solely responsible for our audit opinion.

We communicate with those charged with governance regarding, among other matters, the planned scope and timing of the audit and significant audit findings, including any significant deficiencies in internal control that we identify during our audit. We also provide those charged with governance with a statement that we have complied with relevant ethical requirements regarding independence, and to communicate with them all relationships and other matters that may reasonably be thought to bear on our independence, and where applicable, related safeguards.

From the matters communicated with those charged with governance, we determine those matters that were of most significance in the audit of the consolidated financial statements of the current period and are therefore the key audit matters. We describe these matters in our auditor's report unless law or regulation precludes public disclosure about the matter or when, in extremely rare circumstances, we determine that a matter should not be communicated in our report because the adverse consequences of doing so would reasonably be expected to outweigh the public interest benefits of such communication.

For Al-Kharashi & Co.



Abdullah S. Al Msned  
License No. (456)

March 28, 2024 G  
Ramadan 18, 1445 H




**TAKWEEN ADVANCED INDUSTRIES**  
(A SAUDI JOINT STOCK COMPANY)  
**CONSOLIDATED STATEMENT OF FINANCIAL POSITION**  
**AS AT DECEMBER 31, 2023**

	Note	December 31, 2023 SR '000	December 31, 2022 SR '000
<b>ASSETS</b>			
<b>Non-current assets</b>			
Property, plant and equipment	6	438,380	510,399
Intangible assets	7	907	1,372
Goodwill	8	323,582	323,582
Investment in associate	9	99,755	105,943
<b>Total non-current assets</b>		<b>862,624</b>	<b>941,296</b>
<b>Current assets</b>			
Inventories	10	90,839	187,646
Trade and other receivables	11	281,283	343,579
Prepaid expenses and other assets	12	51,428	135,768
Investments held at amortized cost	13	4,974	6,501
Cash and cash equivalents	14	5,892	36,866
Assets held for sale	6.2	7,360	-
<b>Total current assets</b>		<b>441,776</b>	<b>710,360</b>
<b>TOTAL ASSETS</b>		<b>1,304,400</b>	<b>1,651,656</b>
<b>EQUITY AND LIABILITIES</b>			
<b>EQUITY</b>			
Share capital	15.1	464,646	950,000
Other reserves	15.2	(63,317)	(55,777)
Accumulated losses		(197,576)	(459,597)
<b>Total equity</b>		<b>203,753</b>	<b>434,626</b>
<b>LIABILITIES</b>			
<b>Non-current liabilities</b>			
Long term loans	16.1	30,755	67,053
Lease liabilities – non-current portion	17	9,564	16,342
Employee benefits	18	29,430	29,787
<b>Total non-current liabilities</b>		<b>69,749</b>	<b>113,182</b>
<b>Current liabilities</b>			
Current portion of long term loans	16.1	76,558	60,401
Short term loans	16.2	611,772	505,305
Lease liabilities – current portion	17	6,778	6,076
Trade payables and other liabilities	19	335,790	532,066
<b>Total current liabilities</b>		<b>1,030,898</b>	<b>1,103,848</b>
<b>Total liabilities</b>		<b>1,100,647</b>	<b>1,217,030</b>
<b>TOTAL EQUITY AND LIABILITIES</b>		<b>1,304,400</b>	<b>1,651,656</b>



Nisar Ahmed  
Chief Financial Officer



Majed Nofal  
Chief Executive Officer



Abdulmohsen Al-Othman  
Chairman

The accompanying notes form an integral part of these consolidated financial statements.



**TAKWEEN ADVANCED INDUSTRIES**  
(A SAUDI JOINT STOCK COMPANY)  
**CONSOLIDATED STATEMENT OF PROFIT OR LOSS AND OTHER COMPREHENSIVE INCOME**  
**FOR THE YEAR ENDED DECEMBER 31, 2023**

	Note	December 31, 2023 SR '000	December 31, 2022 SR '000
Revenue	21	818,163	1,045,399
Cost of revenue	22	(817,266)	(1,012,849)
<b>Gross profit</b>		<b>897</b>	<b>32,550</b>
Administrative expenses	23	(58,613)	(41,042)
Selling, marketing and distribution expenses	24	(54,906)	(58,523)
Impairment loss on property, plant and equipment	6.1	(42,086)	(50,048)
<b>Operating loss</b>		<b>(154,708)</b>	<b>(117,063)</b>
Finance charges	25	(64,436)	(36,710)
Other income, net	26	2,993	3,394
Share of loss from associate	9	(6,223)	(8,470)
<b>Loss before zakat and income tax</b>		<b>(222,374)</b>	<b>(158,849)</b>
Zakat and income tax	20.4	(959)	(67)
<b>Net loss for the year</b>		<b>(223,333)</b>	<b>(158,916)</b>
<b>OTHER COMPREHENSIVE INCOME</b>			
<i>Item that will not be reclassified to statement of profit or loss</i>			
Remeasurement gain on employee benefits	18	(129)	3,235
Share of other comprehensive income from associate		34	-
<i>Item that may be reclassified to statement of profit or loss</i>			
Exchange differences on translation of foreign operation		(7,445)	(16,661)
<b>Other comprehensive loss for the year</b>		<b>(7,540)</b>	<b>(13,426)</b>
<b>Total comprehensive loss for the year</b>		<b>(230,873)</b>	<b>(172,342)</b>
<b>Loss per share (SR) based on loss for the year attributable to shareholders of the Group</b>			
Basic and diluted loss per share	30	(4.81)	(3.42)



Nisar Ahmed  
Chief Financial Officer



Majed Nofal  
Chief Executive Officer



Abdulmohsen Al-Othman  
Chairman

The accompanying notes form an integral part of these consolidated financial statements.



**TAKWEEN ADVANCED INDUSTRIES**  
(A SAUDI JOINT STOCK COMPANY)  
**CONSOLIDATED STATEMENT CHANGES IN EQUITY**  
**FOR THE YEAR ENDED DECEMBER 31, 2023**

	Share capital	Other reserves	Accumulated losses	Total
	SR '000	SR '000	SR '000	SR '000
Balance as at January 1, 2022	950,000	(42,351)	(300,681)	606,968
Net loss for the year	-	-	(158,916)	(158,916)
Other comprehensive loss	-	(13,426)	-	(13,426)
Total comprehensive loss	-	(13,426)	(158,916)	(172,342)
Balance as at December 31, 2022	950,000	(55,777)	(459,597)	434,626
Absorption of losses through reduction of share capital (note 15.1)	(485,354)	-	485,354	-
Net loss for the year	-	-	(223,333)	(223,333)
Other comprehensive loss	-	(7,540)	-	(7,540)
Total comprehensive income	-	(7,540)	(223,333)	(230,873)
<b>Balance as at December 31, 2023</b>	<b>464,646</b>	<b>(63,317)</b>	<b>(197,576)</b>	<b>203,753</b>



Nisar Ahmed  
Chief Financial Officer



Majed Nofal  
Chief Executive Officer



Abdulmohsen Al-Othman  
Chairman

The accompanying notes form an integral part of these consolidated financial statements.

**TAKWEEN ADVANCED INDUSTRIES**  
**(A SAUDI JOINT STOCK COMPANY)**  
**CONSOLIDATED STATEMENT OF CASH FLOWS**  
**FOR THE YEAR ENDED DECEMBER 31, 2023**

	Note	December 31, 2023 SR '000	December 31, 2022 SR '000
<b>OPERATING ACTIVITIES</b>			
Net loss for the year		(223,333)	(158,916)
<i>Adjustments for:</i>			
Depreciation	6	49,814	60,537
Amortization of intangible assets	7	465	485
Impairment loss on property, plant and equipment	6.1	42,086	50,048
Zakat and income tax	20.4	959	-
Write off /disposal of property, plant and equipment		37	156
Interest income on investments held at amortized costs		(710)	(515)
Allowance for slow moving inventories, net	10	19,663	10,173
Write off inventories	10	(12,514)	-
Share of loss of equity-accounted investees	9	6,223	8,470
Allowance for impairment of trade receivables	11	8,963	9,032
Finance charges	25	64,436	36,710
Employee benefits	18	4,592	4,654
		<u>(39,319)</u>	<u>20,834</u>
<b>Movement in working capital:</b>			
Inventories	10	89,948	(4,153)
Trade receivables	11	54,021	31,201
Prepaid expenses and other assets	12	84,792	(84,268)
Trade payables and other liabilities	19	(196,276)	146,835
<b>Cash (used in) / generated from operations</b>		<u>(6,834)</u>	<u>110,449</u>
Finance charges paid		(62,115)	(36,020)
Zakat and income tax paid	20.3	(954)	-
Employee benefits paid	18	(5,078)	(2,933)
<b>Net cash (used in) / generated from operating activities</b>		<u>(74,981)</u>	<u>71,496</u>
<b>INVESTING ACTIVITIES</b>			
Purchase of property, plant and equipment	6	(29,594)	(23,187)
Proceeds from disposal of property, plant and equipment		-	98
Investments held at amortized cost		1,527	527
Interest income received on investments held at amortized cost		258	1,931
<b>Net cash used in investing activities</b>		<u>(27,809)</u>	<u>(20,631)</u>
<b>FINANCING ACTIVITIES</b>			
Change in short term loans		144,146	33,502
Repayment of principal of lease liabilities	17	(6,076)	(4,103)
Repayment of long term loans	16.1	(60,141)	(58,861)
<b>Net cash from / (used in) financing activities</b>		<u>77,929</u>	<u>(29,462)</u>


The accompanying notes form an integral part of these consolidated financial statements.


**TAKWEEN ADVANCED INDUSTRIES**  
**(A SAUDI JOINT STOCK COMPANY)**  
**CONSOLIDATED STATEMENT OF CASH FLOWS (Continued)**  
**FOR THE YEAR ENDED DECEMBER 31, 2023**

		December 31, 2023 SR '000	December 31, 2022 SR '000
<b>Net change in cash and cash equivalents</b>	<b>Note</b>	<b>(24,861)</b>	<b>21,403</b>
Cash and cash equivalents at the beginning of the year		36,866	28,825
Foreign currency translation differences		(6,113)	(13,362)
<b>Cash and cash equivalents at the end of the year</b>	<b>14</b>	<b>5,892</b>	<b>36,866</b>

**NON – CASH TRANSACTIONS**

Re-measurement (loss) / gain on employee benefits	(129)	3,235
Additions to right of use assets	-	19,835
Net assets transfer related to assets held for sale	7,360	-

  
 \_\_\_\_\_  
**Nisar Ahmed**  
**Chief Financial Officer**

  
 \_\_\_\_\_  
**Majed Nofal**  
**Chief Executive Officer**

  
 \_\_\_\_\_  
**Abdulmohsen Al-Othman**  
**Chairman**

The accompanying notes form an integral part of these consolidated financial statements.

**TAKWEEN ADVANCED INDUSTRIES**  
(A SAUDI JOINT STOCK COMPANY)  
**NOTES TO THE CONSOLIDATED FINANCIAL STATEMENTS (Continued)**  
**FOR THE YEAR ENDED DECEMBER 31, 2023**

---

**1. ORGANIZATION AND PRINCIPAL ACTIVITIES**

Takween Advanced Industries (“the Company”) is a Saudi Joint Stock Company registered in the Kingdom of Saudi Arabia under commercial registration number 2051044381 issued in Al Khobar on Muharram 9, 1432H (December 15, 2010) and its subsidiaries (collectively referred to as “the Group”).

The Company’s registered office is located at Al Khobar, Kingdom of Saudi Arabia.

The principal activities of the Group companies, each of which operates under individual commercial registration, are:

- Owning of factories with various plastic products manufacturing together with maintaining, operating and managing,
- Production of disposable polystyrene cups, lids and other plastic related products,
- Production of non-woven fabrics,
- Production of PET (Polyethylene Terephthalate) pre-forms,
- Manufacturing of, and wholesale trading in plastic containers and films,
- Manufacturing of, and wholesale and retail trading in plastic containers and polyethylene cups, rolls and bags.
- Managing and operating of industrial centers,
- Owning of land for the purpose of establishing and developing factories,
- Establishing industrial institutes and providing and coordinating for training courses related to developing of plastic products,
- Import and export, wholesale and retail trade in various kind of plastic products, and
- Establishing, managing, operating and maintaining different industrial project.

**2. STRUCTURE OF THE GROUP**

The consolidated financial statements as at December 31, 2023 include the financial statements of the Company and its following subsidiaries (collectively referred to as the “Group”):

Name of consolidated subsidiary	Country of incorporation	Effective ownership	
		2023	2022
Saudi Plastic Packaging Systems (“Saudi Packaging”)	KSA	100%	100%
Al-Sharq Company for Plastic Industries Limited (“Al-Sharq”)	KSA	100%	100%
Ultra Pak Manufacturing Company (“Ultra Pak”)	KSA	100%	100%
New Marina for Plastic Industries Company (S.A.E.) (“New Marina”)	Egypt	100%	100%

### **3. BASIS OF PREPARATION**

#### **3.1 Statement of compliance**

These consolidated financial statements have been prepared in accordance with International Financial Reporting Standards ("IFRSs") as endorsed in the Kingdom of Saudi Arabia and other standards and pronouncements issued by the Saudi Organization for Chartered and Professional Accountants ("SOCPA").

#### **3.2 Preparation of the consolidated financial statements**

The consolidated financial statements have been prepared under the historical cost convention except where IFRS requires other measurement basis as disclosed in the applicable accounting policies in note 4 of these consolidated financial statements.

The preparation of consolidated financial statements in conformity with IFRSs required management to make judgements, estimates and assumptions that affect the application of accounting policies and reported amounts in the consolidated financial statements. These areas that are significant to the consolidated financial statements are disclosed in note 5. These consolidated financial statements have been prepared on a going concern basis, which assumes that the Group will be able to meet the mandatory repayment terms of its trade payables and bank facilities as disclosed in notes 16 and 19.

#### **3.3 New Standards, Amendments to Standards and Interpretations**

The Group has applied the following standards and amendments for the first time for their annual reporting period commencing 1 January 2023:

<b>Amendments to standard</b>	<b>Description</b>	<b>Effective for annual years beginning on or after</b>	<b>Summary of the amendment</b>
IAS 8	Accounting policy	January 1, 2023	The amendments aim to improve accounting policy disclosures and to help users of the financial statements to distinguish between changes in accounting estimates and changes in accounting policies.
IAS 12	Deferred tax related to assets and liabilities arising from a single transaction	January 1, 2023	These amendments require companies to recognise deferred tax on transactions that, on initial recognition give rise to equal amounts of taxable and deductible temporary differences.

**TAKWEEN ADVANCED INDUSTRIES**  
(A SAUDI JOINT STOCK COMPANY)  
**NOTES TO THE CONSOLIDATED FINANCIAL STATEMENTS (Continued)**  
**FOR THE YEAR ENDED DECEMBER 31, 2023**

---

**3. BASIS OF PREPARATION (Continued)**

**3.4 New standards, amendments and revised IFRS issued but not yet effective**

The Group has not applied the following new and revised IFRSs and amendments to IFRS that have been issued but are not yet effective.

IFRS 16	Leases on sale and leaseback	January 1, 2024	These amendments include requirements for sale and leaseback transactions in IFRS 16 to explain how an entity accounts for a sale and leaseback after the date of the transaction. Sale and leaseback transactions where some or all the lease payments are variable lease payments that do not depend on an index or rate are most likely to be impacted.
IAS 1	Non-current liabilities with covenants and Classification of Liabilities as Current or Non-current Amendments	January 1, 2024	These amendments clarify how conditions with which an entity must comply within twelve months after the reporting period affect the classification of a liability. The amendments also aim to improve information an entity provides related to liabilities subject to these conditions.
IAS 7 and IFRS 7	Supplier finance arrangements	January 1, 2024	Supplier finance arrangements
IAS 27	Lack of exchangeability	January 1, 2024	Lack of exchangeability

Following are the new IFRS sustainability disclosure standards effective for annual periods beginning on or after 1 January 2024 subject to endorsement of the standards by SOCPA.

IFRS S1	General requirements for disclosure of sustainability-related financial information	January 1, 2024	This standard includes the core framework for the disclosure of material information about sustainability-related risks and opportunities across an entity's value chain.
IFRS S2	Climate-related disclosures	January 1, 2024	This is the first thematic standard issued that sets out requirements for entities to disclose information about climate related risks and opportunities.

Management anticipates that these new standards interpretations and amendments will be adopted in the Company's financial statements as and when they are applicable and adoption of these interpretations and amendments may have no material impact on the financial statements of the Company in the period of initial adoption.



#### **4. SUMMARY OF SIGNIFICANT ACCOUNTING POLICIES**

The principal accounting policies of the Group applied in the preparation of the consolidated financial statements are set out below. These policies have been applied consistently to both years presented in these consolidated financial statements.

##### **4.1 Basis of Consolidation**

The consolidated financial statements comprise those of Takween Advanced Industries and of its subsidiaries (the “Group”) as detailed in note 2. Control is achieved when the Group:

- has power over the investee,
- is exposed, or has rights, to variable returns from its involvement with the investee, and
- has the ability to use its power to affect its returns.

The Group reassesses whether or not it controls an investee if facts and circumstances indicate that there are changes to one or more of the three elements of control listed above.

When the Group has less than a majority of the voting rights of an investee, it has power over the investee when the voting rights are sufficient to give it the practical ability to direct the relevant activities of the investee unilaterally. The Company considers all relevant facts and circumstances in assessing whether or not the Company's voting rights in an investee are sufficient to give it power, including:

- the size of the Company’s holding of voting rights relative to the size and dispersion of holdings of the other vote holders,
- potential voting rights held by the Company, other vote holders or other parties,
- rights arising from other contractual arrangements, and
- any additional facts and circumstances that indicate that the Company has, or does not have, the current ability to direct the relevant activities at the time that decisions need to be made, including voting patterns at previous shareholders’ meetings.

Consolidation of a subsidiary begins when the Group obtains control over the subsidiary and ceases when the Group loses control of the subsidiary. Specifically, income and expenses of a subsidiary acquired or disposed of during the period are included in the consolidated statement of profit or loss and other comprehensive income from the date the Group gains control until the date when the Group ceases to control the subsidiary.

Consolidated statement of profit or loss and each component of other comprehensive income are attributed to the shareholders of the Group. Total comprehensive income of subsidiary is attributed to the shareholders of the Group.

When necessary, adjustments are made to the financial statements of subsidiaries to bring its accounting policies into line with the Group’s accounting policies.

All intragroup assets and liabilities, equity, income, expenses and cash flows relating to transactions between members of the Group are eliminated in full on consolidation.

##### **4.1.1 Changes in the Group’s ownership interests in existing subsidiaries**

Changes in the Group’s ownership interests in subsidiaries that do not result in the Group losing control over the subsidiaries are accounted for as equity transactions. The carrying amounts of the Group’s interests and the non-controlling interests are adjusted to reflect the changes in their relative interests in the subsidiaries. Any difference between the amount by which the non-controlling interests are adjusted and the fair value of the consideration paid or received is recognized directly in equity and attributed to shareholders of the Group.

When the Group loses control of a subsidiary, a gain or loss is recognized in the consolidated statement of profit or loss and other comprehensive income and is calculated as the difference between (i) the aggregate of the fair value of the consideration received and the fair value of any retained interest and (ii) the previous carrying amount of the assets (including goodwill), and liabilities of the subsidiary and any non-controlling interests. All amounts previously recognized in other comprehensive income in relation to that subsidiary are accounted for as if the Group had directly disposed of the related assets or liabilities of the subsidiary (i.e. reclassified consolidated statement of profit or loss and other comprehensive income or transferred to another category of equity as specified/permitted by applicable IFRSs). The fair value of any investment retained in the former subsidiary at the date when control is lost is regarded as the fair value on initial recognition for subsequent accounting under IFRS 9, when applicable, the cost on initial recognition of an investment in an associate or a joint venture.

#### **4. SUMMARY OF SIGNIFICANT ACCOUNTING POLICIES**

##### **4.2 Business combination and goodwill**

Business combinations are accounted for using the acquisition method. The cost of an acquisition is measured as the aggregate of the consideration transferred, measured at acquisition date fair value and the amount of any non-controlling interests in the acquiree. For each business combination, the acquirer measures the non-controlling interests in the acquiree either at fair value or at the proportionate share of the acquirer's identifiable net assets. Acquisition costs incurred are expensed as incurred.

When the Group acquires a business, it assesses the financial assets and liabilities assumed for appropriate classification and designation in accordance with the contractual terms, economic circumstances and pertinent conditions as at the acquisition date.

Any contingent consideration to be transferred by the acquirer will be recognized at fair value at the acquisition date. Contingent consideration classified as an asset or liability that is a financial instrument and within the scope of IFRS 9 Financial Instruments: Recognition and Measurement, is measured at fair value with the changes in fair value recognized in the consolidated statement of profit or loss and other comprehensive income.

Goodwill represents the excess cost of investments over the fair value of the net assets acquired in a business combination. If the fair value of the net assets acquired is in excess of the aggregate consideration transferred, the Group re-assesses whether it has correctly identified all of the assets acquired and all of the liabilities assumed and reviews the procedures used to measure the amounts to be recognized at the acquisition date. If the reassessment still results in an excess of the fair value of net assets acquired over the aggregate consideration transferred, then the gain is recognized in the consolidated statement of profit or loss and other comprehensive income.

After initial recognition, goodwill is measured at cost less any accumulated impairment losses. For the purpose of impairment testing, goodwill acquired in a business combination is allocated to each of the Group's cash-generating units, or groups of cash-generating units that are expected to benefit from the synergies of the combination, irrespective of whether other assets or liabilities of the Group are assigned to those units or groups of units.

Goodwill is tested annually for impairment and is carried at cost net of accumulated impairment losses. Impairment is determined for goodwill by assessing the recoverable amount of each CGU (or group of CGUs) to which the goodwill relates. When the recoverable amount of the CGU is less than its carrying amount, an impairment loss is recognized. Impairment losses relating to goodwill cannot be reversed in future periods. Gains or losses on the disposal of an entity include the carrying amount of goodwill relating to the entity sold. Negative goodwill represents the excess of the fair value of the net assets acquired and the cost of investments in a business combination. Negative goodwill is recognized in the consolidated statement of profit or loss and other comprehensive income.

Where goodwill forms part of a cash-generating unit and part of the operation within that unit is disposed off, the goodwill associated with the operation disposed-off is included in the carrying amount of the operation when determining the gain or loss on disposal of the operation. Goodwill disposed-off in this circumstance is measured based on the relative values of the operation disposed-off and the portion of the cash-generating unit retained. When subsidiaries are sold, the difference between the selling price and the net assets plus cumulative translation differences and goodwill is recognized in the consolidated statement of profit or loss and other comprehensive income.

Intercompany transactions, balances and unrealised gains on transactions between group companies are eliminated. Unrealised losses are also eliminated unless the transaction provides evidence of an impairment of the transferred asset. Accounting policies of subsidiaries have been changed where necessary to ensure consistency with the policies adopted by the Group.

#### **4. SUMMARY OF SIGNIFICANT ACCOUNTING POLICIES (Continued)**

##### *Associates*

Associates are all entities over which the Group has significant influence but not control or joint control. This is generally the case where the Group holds between 20% and 50% of the voting rights. Investments in associates are accounted for using the equity method of accounting. Under the equity method, the investment is initially recognised at cost, and the carrying amount is increased or decreased to recognise the investor's share of the profit or loss of the investee after the date of acquisition. On acquisition, any difference between the cost of the investment and the entity's share of the net fair value of the investee's identifiable assets and liabilities in case of goodwill is included in the carrying amount of the investment (amortisation not permitted) and any excess of the entity's share of the net fair value of the investee's identifiable assets and liabilities over the cost of the investment is included as income in the determination of the entity's share of the associate or joint venture's profit or loss in the period in which the investment is acquired.

If the ownership interest in an associate is reduced but significant influence is retained, only a proportionate share of the amounts previously recognised in other comprehensive income is reclassified to profit or loss where appropriate. The Group's share of post-acquisition profit or loss is recognised in the consolidated statement of profit or loss and other comprehensive income, and its share of post-acquisition movements in other comprehensive income is recognized in the statement of other comprehensive income with a corresponding adjustment to the carrying amount of the investment.

When the Group's share of losses in an associate equal or exceeds its interest in the associate, including any other unsecured receivables, the Group does not recognise further losses, unless it has incurred legal or constructive obligations or made payments on behalf of the associate.

Profits and losses resulting from upstream and downstream transactions between the Group and its associates are recognised in the Group's consolidated financial statements only to the extent of unrelated investor's interests in the associates. Unrealised losses are eliminated unless the transaction provides evidence of an impairment of the asset transferred. Accounting policies of associates have been changed where necessary to ensure consistency with the policies adopted by the Group.

The Group determines at each reporting date whether there is any objective evidence that the investment in the associate is impaired. If this is the case, the Group calculates the amount of impairment as the difference between the recoverable amount of the associate and its carrying value and charges the amount to the consolidated statement of profit or loss and other comprehensive income.

Dilution gains and losses arising in investments in associates are recognised in the consolidated statement of profit or loss and other comprehensive income.

##### **4.3 Property, plant and equipment (PPE)**

Property, plant and equipment are stated at their cost less accumulated depreciation and accumulated impairment losses.

Properties in the course of construction are carried at cost, less any recognized impairment loss. Such properties are classified to the appropriate categories of property and equipment when completed and ready for intended use. Depreciation of these assets, on the same basis as other property assets, commences when the assets are ready for their intended use.

Properties in the course of construction for production, supply or administrative purposes are carried at cost, less any recognized impairment loss. Cost includes professional fees and, for qualifying assets, borrowing costs capitalized in accordance with the Group's accounting policy. Such properties are classified to the appropriate categories of property, plant and equipment when completed and ready for intended use. Depreciation of these assets, on the same basis as other property assets, commences when the assets are ready for their intended use.

Property and equipment (except freehold land and building under construction) are depreciated over its useful lives using the straight line method.

**4. SUMMARY OF SIGNIFICANT ACCOUNTING POLICIES (Continued)**

**4.3 Property, plant and equipment (PPE) (Continued)**

The estimated useful life of the principal classes of assets are as follows:

	<u>Percentage</u>
Buildings and leasehold improvements	2% – 5%
Plant, machinery and equipment	5% – 20%
Vehicles	20% – 25%
Furniture, fixtures and office equipment	20% – 25%

The estimated useful lives, residual values and depreciation method are reviewed at the end of each reporting period, with the effect of any changes in estimate accounted for on a prospective basis.

**4.3.1 Capitalization of costs under PPE**

The cost of an item of property, plant and equipment comprises:

- its purchase price, including import duties and non-refundable purchase taxes, after deducting trade discounts and rebates,
- any costs directly attributable to bringing the asset to the location and condition necessary for it to be capable of operating in the manner intended by management, and
- the initial estimate of the costs of dismantling and removing the item and restoring the site on which it is located, the obligation incurred either when the item is acquired or as a consequence of having used the item during a particular period for purposes other than to produce inventories during that period.

Capital work in progress represents the accumulated costs incurred by the group in relation to the construction of its building and structures in the development stage. Cost incurred are initially charged to the capital work in progress then these costs are transferred to property, plant and equipment when the construction of these facilities are completed. Finance costs on borrowings attributable to the construction of qualifying assets are capitalized during the period of time that is required to complete and prepare the asset for its intended use.

**4.3.2 Derecognition of property, plant and equipment**

An item of property, plant and equipment is derecognized upon disposal or when no future economic benefits are expected to arise from the continued use of the asset. Any gain or loss arising on the disposal or retirement of an item of property, plant and equipment is determined as the difference between the sales proceeds and the carrying amount of the asset and is recognized in consolidated statement of profit or loss and other comprehensive income.

**4.3.3 Capital Spare Parts (CSP)**

The Group classifies CSPs into critical spare parts (strategic spare parts) and general spare parts using the below guidance:

- A critical spare part is one that is on “stand-by”, i.e. probable to be a major item / part critical to be kept on hand to ensure uninterrupted operation of production. They would normally be used only due to a breakdown, and are not generally expected to be used on a routine basis. Depreciation on critical spares commences immediately on the date of purchase.
- General spare parts are other major spare parts not considered critical and are bought in advance due to planned replacement schedules (in line with prescribed maintenance program) to replace existing major spare parts with new parts that are in operation. Such items are considered to be “available for use” only at a future date, and hence depreciation commences when it is installed as a replacement part. The depreciation period for such general capital spares is over the lesser of its useful life, and the remaining expected useful life of the equipment to which it is associated.

**4. SUMMARY OF SIGNIFICANT ACCOUNTING POLICIES (Continued)**

**4.4 Right-of-use assets**

The Group recognizes right-of-use assets at the commencement date of the lease (i.e., the date the underlying asset is available for use). Right-of-use assets are measured at cost, less any accumulated depreciation and impairment losses, and adjusted for any re-measurement of lease liabilities. The cost of right-of-use assets includes the amount of lease liabilities recognized, initial direct costs incurred, lease payments made at or before the commencement date less any lease incentives received and restoration costs. Unless the Group is reasonably certain to obtain ownership of the leased asset at the end of the lease term, the recognized right-of-use assets are depreciated on a straight-line basis over the shorter of its estimated useful life and the lease term. If the Group is reasonably certain to exercise a purchase option, the right-of-use asset is depreciated over the underlying asset's useful life. Right-of-use assets are subject to impairment.

**4.5 Intangible assets**

Intangible assets anticipated to provide identifiable future benefits are classified as non-current assets. Intangible assets comprise goodwill and Enterprise resource planning (ERP) software. Enterprise resource planning (ERP) software development costs represent costs incurred to implement new system and are amortized over 10-year period from the date it is fully implemented. For goodwill, refer to business combination and goodwill policy (note 4.2).

**4.6 Impairment of tangible and intangible assets**

At the end of each reporting period, the Group reviews the carrying amounts of its tangible and intangible assets to determine whether there is any indication that those assets have suffered an impairment loss except for goodwill which is tested for impairment annually. If any such indication exists, the recoverable amount of the asset is estimated in order to determine the extent of the impairment loss (if any). When it is not possible to estimate the recoverable amount of an individual asset, the Group estimates the recoverable amount of the cash-generating unit to which the asset belongs. When a reasonable and consistent basis of allocation can be identified, corporate assets are also allocated to individual cash-generating units, or otherwise they are allocated to the smallest group of cash-generating units for which a reasonable and consistent allocation basis can be identified.

Intangible assets with indefinite useful lives and intangible assets not yet available for use are tested for impairment at least annually, and whenever there is an indication that the asset may be impaired.

Recoverable amount is the higher of fair value less costs of disposal and value in use. In assessing value in use, the estimated future cash flows are discounted to their present value using a pre-tax discount rate that reflects current market assessments of the time value of money and the risks specific to the asset for which the estimates of future cash flows have not been adjusted.

If the recoverable amount of an asset (or cash-generating unit) is estimated to be less than its carrying amount, the carrying amount of the asset (or cash-generating unit) is reduced to its recoverable amount. An impairment loss is recognized immediately in consolidated of profit or loss and other comprehensive income.

When an impairment loss on an intangible asset other than goodwill is subsequently reverses, the carrying amount of the asset (or a cash-generating unit) is increased to the revised estimate of its recoverable amount, but so that the increased carrying amount does not exceed the carrying amount that would have been determined had no impairment loss been recognized for the asset (or cash-generating unit) in prior years. A reversal of an impairment loss is recognized immediately in the consolidated statement of profit or loss and other comprehensive income.

**4.7 Inventories**

Inventories are valued at the lower of cost and net realizable value. Costs incurred in bringing each product to its present location and condition are accounted for, as follows:

- Raw materials, packing material and spare parts at weighted average cost basis; cost comprises all costs of purchases and other costs incurred in bringing the inventories to their present location and condition.
- Finished goods and work-in-process at weighted average cost basis: these include cost of direct materials and labor and a proportion of manufacturing overheads based on the normal operating capacity, but excluding borrowing costs.

Net realizable value (NRV) is the estimated selling price in the ordinary course of business, less estimated costs of completion and the estimated costs necessary to make the sale. Allowance is made for slow moving inventories.

#### **4. SUMMARY OF SIGNIFICANT ACCOUNTING POLICIES (Continued)**

##### **4.8 Financial Instruments**

###### **a) Classification of financial assets**

On initial recognition, a financial asset is classified and measured at amortized cost, fair value through other comprehensive income (FVOCI) and fair value through profit or loss (FVTPL). However, the Group as of the reporting date, only holds financial assets measured at amortized cost.

###### ***Financial Asset at amortized cost***

A financial asset is measured at amortized cost if it meets both of the following conditions and is not designated as at FVTPL:

- the asset is held within a business model whose objective is to hold assets to collect contractual cash flows; and
- the contractual terms of the financial asset give rise on specified dates to cash flows that are solely payments of principal and profit on the principal amount outstanding.

These assets are subsequently measured at amortized cost using the effective interest method. The amortized cost is reduced by impairment losses. Interest income, foreign exchange gains and losses and impairment are recognized in profit or loss. Any gain or loss on derecognition is recognized in profit or loss.

###### ***Business model assessment***

The Group assesses the objective of a business model in which an asset is held at a portfolio level because this best reflects the way the business is managed and information is provided to management. The information considered includes:

- The stated policies and objectives for the portfolio and the operation of those policies in practice. In particular, whether management's strategy focuses on earning contractual revenue, maintaining a particular profit rate profile, matching the duration of the financial assets to the duration of the liabilities that are funding those assets or realizing cash flows through the sale of the assets;
- How the performance of the portfolio is evaluated and reported to the Group's management;
- The risks that affect the performance of the business model (and the financial assets held within that business model) and how those risks are managed;
- How managers of the business are compensated- e.g. whether compensation is based on the fair value of the assets managed or the contractual cash flows collected; and
- The frequency, volume and timing of sales in prior periods, the reasons for such sales and its expectations about future sales activity. However, information about sales activity is not considered in isolation, but as part of an overall assessment of how the Group's stated objective for managing the financial assets is achieved and how cash flows are realized.

The business model assessment is based on reasonably expected scenarios without taking 'worst case' or 'stress case' scenarios into account. If cash flows after initial recognition are realized in a way that is different from the Group original expectations, the Group does not change the classification of the remaining financial assets held in that business model, but incorporates such information when assessing newly originated or newly purchased financial assets going forward.



**4. SUMMARY OF SIGNIFICANT ACCOUNTING POLICIES (Continued)**

**4.8 Financial Instruments (Continued)**

**a) Classification of financial assets (continued)**

***Assessments whether contractual cash flows are solely payments of principal and profit***

For the purposes of this assessment, 'principal' is the fair value of the financial asset on initial recognition. 'Profit' is the consideration for the time value of money, the credit and other basic lending risks associated with the principal amount outstanding during a particular period and other basic lending costs (e.g. liquidity risk and administrative costs), along with profit margin.

For assets measured at fair value, gains and losses will either be recorded in the consolidated statement of profit or loss or other comprehensive income (OCI).

***Financial asset at fair value through other comprehensive income (FVOCI)***

Debt Instruments

A debt instrument is measured at FVOCI only if it meets both of the following conditions and it is not designated as at FVTPL:

- The asset is held within a business model whose objective is achieved by both collecting contractual cash flows and selling financial assets and
- The contractual terms of the financial asset give rise on specified dates to cash flows that are solely payments of principle and the interest on the principle amount outstanding.

Equity Instruments

On the initial recognition, for an equity investment that is not held for trading, the Group may irrevocably elect to present subsequent changes in fair value in OCI. This election is made on an investment by investment basis.

***Financial asset at fair value through profit or loss (FVPL)***

All other financial assets are classified as measured at FVTPL.

In addition, on initial recognition, the Group may irrevocably designate a financial asset that otherwise meets the requirements to be measured at amortized cost or at FVOCI as at FVTPL, if doing so eliminates or significantly reduces an accounting mismatch that would otherwise arise.

Financial assets are not reclassified subsequent to their initial recognition, except in the Group after the Group changes its business model for managing financial assets.

Financial assets that are held for trading, if any, and whose performance is evaluated on a fair value basis are measured at fair value through profit or loss (FVTPL) because they are neither held to collect contractual cash flows nor held both to collect contractual cash flows and to sell financial assets.

***De-recognition***

**Financial assets**

The Group derecognizes a financial asset when the contractual rights to the cash flows from the financial asset expire, or it transfers the rights to receive the contractual cash flows in a transaction in which substantially all of the risks and rewards of ownership of the financial asset are transferred or in which the Group neither transfers nor retains substantially all of the risks and rewards of ownership and it does not retain control of the financial asset.

On de-recognition of a financial asset, the difference between the carrying amount of the asset (or the carrying amount allocated to the portion of the asset derecognized) and the sum of (i) the consideration received (including any new asset obtained less any new liability assumed) and (ii) any cumulative gain or loss that had been recognized in OCI is recognized in profit or loss.

**b) Classification of financial liabilities**

The Group classifies its financial liabilities, other than financial guarantees and loan commitments, as measured at amortized cost. Amortized cost is calculated by taking into account any discount or premium on issue funds, and costs that are an integral part of the Effective Interest Rate (EIR).

#### **4. SUMMARY OF SIGNIFICANT ACCOUNTING POLICIES (Continued)**

##### **4.8 Financial Instruments (Continued)**

###### **e) Impairment**

The impairment model applies to financial assets measured at amortized cost, contract assets and debt investments at FVOCI, but not to investments in equity instruments. The impairment methodology is generally dependent on whether there has been a significant increase in credit risk. For trade receivables, the Group applies the simplified approach as required by IFRS 9.

At each reporting date, the Group assesses whether financial assets carried at amortized cost are credit-impaired. A financial asset is 'credit-impaired' when one or more events that have a detrimental impact on the estimated future cash flows of the financial asset have occurred. Impairment allowances for financial assets measured at amortized cost are deducted from the gross carrying amount of the assets.

###### **Offsetting financial instruments**

Financial assets and liabilities are offset and the net amount reported in the consolidated statement of financial position when there is a legally enforceable right to offset the recognized amounts and there is an intention to settle on a net basis or realize the asset and settle the liability simultaneously. The legally enforceable right must not be contingent on future events and must be enforceable in the normal course of business and in the event of default, insolvency or bankruptcy of the Group or the counterparty.

###### **Effective interest rate method**

The effective interest rate (EIR) method is a method of calculating the amortized cost of a debt instrument and of allocating interest income over the relevant period. The effective interest rate is the rate that exactly discounts estimated future cash receipts (including all fees and points paid or received that form an integral part of the effective interest rate, transaction costs and other premiums or discounts) through the expected life of the debt instrument, or, where appropriate, a shorter period, to the net carrying amount on initial recognition.

##### **4.9 Cash and cash equivalents**

For the purpose of the consolidated statement of cash flows, cash and cash equivalents comprise cash on hand and deposits held with the bank, all of which have maturities of 90 days or less and are available for use by the Group unless otherwise stated. In the consolidated statement of financial position, bank overdraft is shown under line item borrowings.

##### **4.10 Non-current Assets Held for Sale and Discontinued Operations**

The results of discontinued operations are presented separately in the consolidated statement of profit and loss and other comprehensive income. Non-current assets (or disposal groups) classified as held for sale are measured at the lower of their carrying amount or fair value less costs to sell.

Non-current assets (or disposal groups) are classified as held for sale if their carrying amount will be recovered through a sale transaction rather than through continuing use. This is the case when the asset (or disposal group) is available for immediate sale in its present condition subject only to terms that are usual and customary for sale of such assets (or disposal groups) and the sale is considered to be highly probable.

A sale is considered to be highly probable if the appropriate level of management is committed to a plan to sell the asset (or disposal group), and an active program to locate a buyer and complete the plan has been initiated. Further, the asset (or disposal group) has been actively marketed for sale at a price that is reasonable in relation to its current fair value. In addition, the sale is expected to qualify for recognition as a completed sale within one-year from the date that it is classified as held for sale.

Non-current assets held for sale are not depreciated or amortised while they are classified as held for sale. Interest and other expenses attributable to the liabilities of the disposal group continued to be recognized.

Non-current assets classified as held for sale and the assets of a disposal group classified as held for sale are presented separately from the other assets in the statement of financial position. The liabilities of a disposal group classified as held for sale are presented separately from other liabilities in the consolidated statement of financial position.

#### **4. SUMMARY OF SIGNIFICANT ACCOUNTING POLICIES (Continued)**

##### **4.11 Provisions**

Provisions are recognized when the Group has a present obligation (legal or constructive) as a result of a past event, it is probable that the Group will be required to settle the obligation, and a reliable estimate can be made of the amount of the obligation. The amount recognized as a provision is the best estimate of the consideration required to settle the present obligation at the end of the reporting period, taking into account the risks and uncertainties surrounding the obligation. When a provision is measured using the cash flows estimated to settle the present obligation, its carrying amount is the present value of those cash flows (when the effect of the time value of money is material).

When some or all of the economic benefits required to settle a provision are expected to be recovered from a third party, a receivable is recognized as an asset if it is virtually certain that reimbursement will be received and the amount of the receivable can be measured reliably.

##### **4.12 Dividends**

Dividends are recognized as liability at the time of their approval in the annual general assembly meeting. Interim dividends are recorded as and when approved by the board of directors.

##### **4.13 Foreign currency translation**

###### **4.13.1 Presentation currency**

These consolidated financial statements are presented in Saudi Riyals which is the functional currency and presentation currency of the parent company. Items included in the financial statements of each of the group entities are measured using the currency of the primary economic environment in which the group entity operates (the functional currency).

###### **4.13.2 Transaction and balances**

Transactions denominated in currencies other than the entity's functional currency (foreign currencies) are recognized at the rates of exchange prevailing at the dates of the transactions. Monetary assets and liabilities denominated in foreign currencies at the end of each reporting period are translated at the rates prevailing at that date. Non-monetary items that are measured at historical cost are translated using the exchange rate at the date of transaction. Non-monetary items carried at fair value that are denominated in foreign currencies are translated at the rates prevailing at the date when the fair value was determined.

Exchange differences on monetary items are recognized in the consolidated statement of profit and loss and other comprehensive income in the period in which they arise except for exchange differences on monetary items receivable from or payable to a foreign operation for which settlement is neither planned nor likely to occur (therefore forming part of the net investment in the foreign operation), which are recognized initially in other comprehensive income and reclassified from equity to consolidated statement of profit or loss on repayment of the monetary items.

On the disposal of a foreign operation (i.e. a disposal of the Group's entire interest in a foreign operation, a disposal involving loss of control over a subsidiary that includes a foreign operation), all of the exchange differences accumulated in equity in respect of that operation attributable to the owners of the Group are reclassified to statement of profit or loss. In addition, in relation to a partial disposal of a subsidiary that includes a foreign operation that does not result in the Group losing control over the subsidiary, the proportionate share of accumulated exchange differences is re-attributed to non-controlling interests and are not recognized in the statement of profit or loss. For all other partial disposals (i.e. partial disposals of associates or joint arrangements that do not result in the Group losing significant influence or joint control), the proportionate share of the accumulated exchange differences is reclassified to consolidated statement of profit or loss and other comprehensive income.

###### **4.13.3 Group entities**

The results and financial position of foreign subsidiaries having reporting currencies other than the presentation currency of the parent company, are translated into functional currency as follows:

- (i) Assets and liabilities for each reporting period presented are translated at the closing exchange rates prevailing at the end of reporting period.
- (ii) Income and expenses from each reporting period are translated at average exchange rates and;
- (iii) Components of the equity accounts are translated at the exchange rates in effect of the dates of the related items originated. Cumulative adjustments resulting from the translations are reported in other comprehensive income and are reported in a separate component of equity as "Exchange differences on translation of foreign operations".

**4. SUMMARY OF SIGNIFICANT ACCOUNTING POLICIES (Continued)**

**4.14 Borrowing cost**

Borrowing cost directly attributable to the construction or production of qualifying assets, which are assets that necessarily take a substantial period of time to get ready for their intended use or sale, are added to cost of those assets, until such time as the assets are substantially ready for their intended use or sale.

All other borrowing cost are recognized in the consolidated statement of profit or loss in the period in which they are incurred.

**4.15 Lease liabilities**

At the commencement date of the lease, the Group recognizes lease liabilities measured at the present value of lease payments to be made over the lease term. The lease payments include fixed payments (including in substance fixed payments) less any lease incentives receivable, variable lease payments that depend on an index or a rate, and amounts expected to be paid under residual value guarantees. The lease payments also include the exercise price of a purchase option reasonably certain to be exercised by the Group and payments of penalties for terminating a lease, if the lease term reflects the Group exercising the option to terminate. The variable lease payments that do not depend on an index or a rate are recognized as expense in the year on which the event or condition that triggers the payment occurs.

In calculating the present value of lease payments, the Group uses the incremental borrowing rate at the lease commencement date if the interest rate implicit in the lease is not readily determinable. Incremental rate is the rate that the individual lessee would pay to borrow the funds necessary to obtain an asset of similar value to the right-of-use asset in a similar economic environment with similar terms, security and conditions. After the commencement date, the amount of lease liabilities is increased to reflect the accretion of interest and reduced for the lease payments made. In addition, the carrying amount of lease liabilities is re-measured if there is a modification, a change in the lease term, a change in the in-substance fixed lease payments or a change in the assessment to purchase the underlying asset.

Lease payments are allocated between principal and finance cost. The finance cost is charged to profit and loss over the lease period so as to produce constant periodic rate of interest on the remaining balance of the liability of each year.

***Short-term leases and leases of low-value assets***

The Group applies the short-term lease recognition exemption to its short-term leases of rented properties (i.e., those leases that have a lease term of 12 months or less from the commencement date and do not contain a purchase option). It also applies the lease of low-value assets recognition exemption to leases of office equipment that are considered of low value. Lease payments on short term leases and leases of low-value assets are recognized as expense on a straight-line basis over the lease term.

#### **4. SUMMARY OF SIGNIFICANT ACCOUNTING POLICIES (Continued)**

##### **4.16 Employee benefits**

###### **Short term employees' benefits**

Liabilities for wages and salaries, including non-monetary benefits and accumulating sick leave that are expected to be settled wholly within 12 months after the end of the period in which the employees render the related service are recognized in respect of employees' services up to the end of the reporting period and are measured at the amounts expected to be paid when the liabilities are settled. The liabilities are presented as current employee benefit obligations within accruals in the consolidated statement of financial position.

###### **Employee end of service benefits (EOSB)**

The defined benefit obligation is calculated annually by independent actuaries using the projected unit credit method. The liability recognized in consolidated statement of financial position in respect of employee benefits is the present value of defined benefits obligation at the end of reporting period.

The present value of the defined benefit obligation is determined by discounting the estimated future cash outflows using interest rates of high-quality corporate bonds that are denominated in the currency in which the benefits will be paid, and that have terms approximating to the terms of the related obligation.

Defined benefit costs are categorized as follows:

###### **Service cost**

Service costs includes current service cost and past service cost are recognized immediately in consolidated statement of profit or loss.

Changes in the present value of the defined benefit obligation resulting from plan amendments or curtailments are recognized immediately in consolidated statement of profit or loss and other comprehensive income as past service costs.

###### **Interest cost**

Interest cost is calculated by applying the discount rate at the beginning of the period to the net defined benefit liability. This cost is included in employee benefit expense in the consolidated statement of profit or loss or other comprehensive income.

###### **Re-measurement gains or losses**

Re-measurement gains or losses arising from experience adjustments and changes in actuarial assumptions are recognized in the period in which they occur, directly in other comprehensive income

##### **4.17 Zakat and income tax**

The Group is subject to the regulations of the Zakat, Tax and Customs Authority ("ZATCA") in the Kingdom of Saudi Arabia. Moreover, the subsidiaries are subject to the relevant laws relating to income tax in the countries where they conduct their activities. Zakat is calculated on accrual basis. Zakat is calculated on the higher of zakat base or adjusted net income. Any difference in the estimate is recorded when the final assessment is approved, at which time the provision is cleared.

##### **4.18 Deferred tax**

Deferred tax is recognized on temporary differences between the carrying amounts of assets and liabilities in the consolidated financial statements and the corresponding tax bases used in the computation of taxable profit. Deferred tax liabilities are generally recognized for all taxable temporary differences. Deferred tax assets are generally recognized for all deductible temporary differences to the extent that it is probable that taxable profits will be available against which those deductible temporary differences can be utilized. Deferred tax liabilities and assets are measured at the tax rates that are expected to apply in the period in which the liability is settled or the asset realized, based on tax rates (and tax laws) that have been enacted or substantively enacted by the end of the reporting period.

##### **4.19 Statutory reserve**

In accordance with regulations for companies in Saudi Arabia and the by-laws of the Company, the Group has established a statutory reserve by the appropriation of 10% of net income until the reserve equals 30% of the share capital. This reserve is not available for dividend distribution.

#### **4. SUMMARY OF SIGNIFICANT ACCOUNTING POLICIES (Continued)**

##### **4.20 Revenue from contract with customers**

The Group recognizes revenue when a customer obtains controls of the goods at a point in time i.e. on delivery and acknowledgement of goods, using the five-step model. This includes:

- a) Identification of a contract with a customer, i.e., agreements with the Company that creates enforceable rights and obligations.
- b) Identification of the performance obligations in the contract, i.e., promises in such contracts to transfer products or services.
- c) Determination of the transaction price which shall be the amount of consideration the Company will expect to be entitled to in exchange for fulfilling its performance obligations (and excluding any amounts collected on behalf of third parties).
- d) Allocation of the transaction price to each identified performance obligation based on the relative stand-alone estimated selling price of the products or services provided to the customer.
- e) Recognition of revenue when/as a performance obligation is satisfied, i.e., when the promised products or services are transferred to the customer and the customer obtains control. This may be over time or at a point in time.

Revenue shall be measured at the fair value of the consideration received or receivable, taking into account contractually defined terms of payment and excluding taxes or duty. The specific recognition criteria described above must also be met before revenue is recognized. Where there are no specific criteria, above policy will apply and revenue is recorded as earned and accrued.

The Group has different types of products i.e. Disposable polystyrene cups, lids, and other plastic related products. Customers obtain control of products when the goods are delivered to and have been accepted at their premises. Invoices are generated and revenue is recognized at that point in time. Credit invoices are usually payable within 30 - 120 days. Invoice is generated and recognized as revenue net-off applicable discounts which relate to the items sold.

##### **4.21 Research expenses**

Research costs are expensed as incurred. Development expenditures on an individual project are recognized as an intangible asset when the Group can demonstrate:

- the technical feasibility of completing the intangible asset so that the asset will be available for use or sale,
- its intention to complete and its ability and intention to use or sell the asset,
- how the asset will generate future economic benefits,
- the availability of resources to complete the asset; and
- the ability to measure reliably the expenditure during development.

Following initial recognition of the development expenditure as an asset, the asset is carried at cost less accumulated amortization and accumulated impairment losses. Amortization of the asset begins when development is complete and the asset is available for use. It is amortized over the period of expected future benefit. During the period of development, the asset is tested for impairment annually.

##### **4.22 Administrative and selling, marketing and distribution expenses**

Administrative expenses include indirect costs not specifically part of production costs as required under IFRSs. Allocations between administrative expenses and cost of sales, when required, are made on a consistent basis.

Selling, marketing and distribution expenses principally comprise of costs incurred in the distribution and sale of the Group's products. All other expenses are classified as administrative expenses.



#### **4. SUMMARY OF SIGNIFICANT ACCOUNTING POLICIES (Continued)**

##### **4.23 Segmental reporting**

An operating segment is a component of the Group that engages in business activities from which it may earn revenues and incur expenses, including revenues and expenses that relate to transactions with any of the Group's other components. The chief operating decision-maker of the Group is responsible for allocating resources and assessing Group's performance and operations has identified one reportable segment. Accordingly, these consolidated financial statements have been prepared on the basis of single reportable segment. Geographic information about Revenue from external customers along with local and export sales and non-current assets is disclosed in note 21.

##### **4.24 Earnings per share**

###### **4.24.1 Basic earnings per share**

Basic earnings per share is calculated by dividing:

- the profit attributable to shareholders of the Group, excluding any costs of servicing equity other than ordinary shares, and
- by the weighted average number of ordinary shares outstanding during the financial period.

###### **4.24.2 Diluted earnings per share**

Diluted earnings per share adjusts the figures used in the determination of basic earnings per share to take into account:

- the after income tax effect of interest and other financing costs associated with dilutive potential ordinary shares, and
- the weighted average number of additional ordinary shares that would have been outstanding assuming the conversion of all dilutive potential ordinary shares.

#### **5 CRITICAL ACCOUNTING JUDGMENTS AND KEY SOURCES OF ESTIMATION UNCERTAINTY**

The preparation of consolidated financial statements in conformity with IFRSs requires the use of estimates and assumptions that affect the reported amounts of assets and liabilities and disclosure of contingent assets and liabilities at the date of the consolidated financial statements and the reported amounts of revenues and expenses during the reporting period. Although these estimates are based on management's best knowledge of current events and actions, actual results may differ from those estimates. Revisions to accounting estimates are recognized in the period in which the estimates are revised and in future periods affected.

##### ***Impairment of financial assets including trade receivables***

The loss allowances for trade and other receivables are based on assumptions about risk of default and unexpected loss rates. The group uses judgement in making these assumptions and selecting the inputs to the impairment calculation, based on the group's past history, existing market conditions as well as forward looking estimates at the end of each reporting period.

##### ***Allowance for slow moving inventory items***

The management makes an allowance for slow moving and obsolete inventory items. Estimates of net realizable value of inventories are based on the most reliable evidence at the time the estimates are made. These estimates take into consideration, fluctuations of price or cost directly related to events occurring subsequent to the consolidated statement of financial position date to the extent that such events confirm conditions existing at the end of year.

**5 CRITICAL ACCOUNTING JUDGMENTS AND KEY SOURCES OF ESTIMATION UNCERTAINTY**  
(Continued)

***Provisions and contingencies***

A provision for incurred liabilities is recognized when the Group has a present legal or constructive obligation as a result of past events and it is more likely than not that an outflow of resource will be required to settle the obligation and the amount has been reliably estimated.

All possible obligations arising from past events whose existence will be confirmed only by the occurrence or non-occurrence of one or more uncertain future events not wholly within the control of the Group; or all present obligations arising from past events but not recognized because: (i) it is not probable that an outflow of resources embodying economic benefits will be required to settle the obligation, or (ii) the amount of the obligation cannot be measured with sufficient reliability; assessed at each consolidated statement of financial position date and disclosed in the Group's financial statements under contingent liabilities.

***Useful lives of property, plant and equipment***

The management determines the estimated useful lives of property, plant and equipment for calculating depreciation. This estimate is determined after considering expected usage of the assets and physical wear and tear. Management reviews the residual value and useful lives annually and change in depreciation charges, if any, are adjusted in current and future periods.

***Impairment of non-financial assets***

Non-current assets are reviewed for impairment losses whenever events or changes in circumstances indicate that the carrying amount may not be recoverable. An impairment loss, if any, is recognized for the amount by which the carrying amount of the asset exceeds its recoverable amount. The recoverable amount is the higher of an asset's fair value less costs to sell and value in use. For the purpose of assessing impairment, assets are grouped at the lowest levels for which there are separately identifiable cash flows. Non-current assets other than intangible assets and that suffered impairment are reviewed for possible reversal of impairment at each reporting date. Where an impairment loss subsequently reverses, the carrying amount of the asset or cash-generating unit is increased to the revised estimate of its recoverable amount, but the increased carrying amount should not exceed the carrying amount that would have been determined, had no impairment loss been recognized for the assets or cash-generating unit in prior years. A reversal of an impairment loss is recognized as income immediately in the consolidated statement of profit or loss. Impairment loss recognized on goodwill is not reversible.

***Estimation of defined benefit obligation***

The cost of defined benefit obligation and the present value of the obligation are determined using actuarial valuations. An actuarial valuation involves making various assumptions which may differ from actual developments in the future. These include the determination of the discount rate and future salary increases. Due to the complexity of the valuation, the underlying assumptions and its long-term nature, a defined benefit obligation is highly sensitive to changes in these assumptions. All assumptions are reviewed at each reporting date.

***Leases***

The Group cannot readily determine the interest rate implicit in the lease, therefore, it uses its incremental borrowing rate (IBR) to measure lease liabilities. The IBR is the rate of interest that the Group would have to pay to borrow over a similar term, and with a similar security, the funds necessary to obtain an asset of a similar value to the right-of-use asset in a similar economic environment. The IBR therefore reflects what the Group 'would have to pay', which requires estimation when no observable rates are available or when they need to be adjusted to reflect the terms and conditions of the lease. The Group estimates the IBR using observable inputs (such as market interest rates) when available and is required to make certain entity specific estimates.

The Group determines the lease term as the non-cancellable term of the lease, together with any periods covered by an option to extend the lease if it is reasonably certain to be exercised, or any periods covered by an option to terminate the lease, if it is reasonably certain not to be exercised. The Group has several lease contracts that include extension and termination options. The Group applies judgement in evaluating whether it is reasonably certain whether or not to exercise the option to renew or terminate the lease. That is, it considers all relevant factors that create an economic incentive for it to exercise either the renewal or termination. After the commencement date, the Group reassesses the lease term if there is a significant event or change in circumstances that is within its control and affects its ability to exercise or not to exercise the option to renew or to terminate.

**TAKWEEN ADVANCED INDUSTRIES**  
(A SAUDI JOINT STOCK COMPANY)  
**NOTES TO THE CONSOLIDATED FINANCIAL STATEMENTS (Continued)**  
**FOR THE YEAR ENDED DECEMBER 31, 2023**

**6. PROPERTY, PLANT AND EQUIPMENT**

The movement of property, plant and equipment for the year ended December 31, 2023 is as follows:

	<b>Buildings and leasehold improvements SR '000</b>	<b>Plant, machinery and equipment SR '000</b>	<b>Vehicles SR '000</b>	<b>Furniture, fixtures and office equipment SR '000</b>	<b>Right of use assets SR '000</b>	<b>Capital work in progress ("CWIP") SR '000</b>	<b>Total SR '000</b>
<b><u>Cost:</u></b>							
Balance at January 1, 2023	264,298	903,664	4,332	14,206	27,985	29,189	1,243,674
Additions	297	4,321	-	8	-	24,968	29,594
Transferred from CWIP	60	3,244	-	-	-	(3,304)	-
Write off	-	-	-	-	-	(37)	(37)
Assets classified as held for sales (note 6.2)	-	(59,134)	-	-	-	-	(59,134)
Foreign currency translation	(796)	(5,484)	(78)	(389)	-	-	(6,747)
<b>Balance at December 31, 2023</b>	<b>263,859</b>	<b>846,611</b>	<b>4,254</b>	<b>13,825</b>	<b>27,985</b>	<b>50,816</b>	<b>1,207,350</b>
<b><u>Accumulated depreciation and impairment:</u></b>							
Balance at January 1, 2023	69,123	647,770	3,226	10,076	3,080	-	733,275
Depreciation	6,334	40,800	198	869	1,613	-	49,814
Impairment	-	40,188	-	-	-	1,898	42,086
Assets classified as held for sales (note 6.2)	-	(51,774)	-	-	-	-	(51,774)
Foreign currency translation	(144)	(4,011)	(58)	(218)	-	-	(4,431)
<b>Balance at December 31, 2023</b>	<b>75,313</b>	<b>672,973</b>	<b>3,366</b>	<b>10,727</b>	<b>4,693</b>	<b>1,898</b>	<b>768,970</b>
<b><u>Net book value:</u></b>							
<b>At December 31, 2023</b>	<b>188,546</b>	<b>173,638</b>	<b>888</b>	<b>3,098</b>	<b>23,292</b>	<b>48,918</b>	<b>438,380</b>

**TAKWEEN ADVANCED INDUSTRIES**  
(A SAUDI JOINT STOCK COMPANY)  
**NOTES TO THE CONSOLIDATED FINANCIAL STATEMENTS (Continued)**  
**FOR THE YEAR ENDED DECEMBER 31, 2023**

**6. PROPERTY, PLANT AND EQUIPMENT (Continued)**

The movement of property, plant and equipment for the year ended December 31, 2022 is as follows:

	Buildings and leasehold improvements SR '000	Plant, machinery and equipment SR '000	Vehicles SR '000	Furniture, fixtures and office equipment SR '000	Right of use assets SR '000	Capital work in progress ("CWIP") SR '000	Total SR '000
<u>Cost:</u>							
Balance at January 1, 2022	265,282	931,178	5,256	15,108	8,150	29,139	1,254,113
Additions	763	8,581	-	1,025	19,835	12,818	43,022
Transferred from CWIP	502	12,189	-	4	-	(12,695)	-
Write off	-	(33,577)	(460)	(814)	-	-	(34,851)
Disposal during the year	-	-	(240)	-	-	-	(240)
Foreign currency translation	(2,249)	(14,707)	(224)	(1,117)	-	(73)	(18,370)
Balance at December 31, 2022	264,298	903,664	4,332	14,206	27,985	29,189	1,243,674
<u>Accumulated depreciation and impairment:</u>							
Balance at January 1, 2022	63,298	590,042	3,764	10,503	2,203	-	669,810
Depreciation	6,216	52,132	301	1,011	877	-	60,537
Impairment	-	50,048	-	-	-	-	50,048
Write off	-	(33,335)	(460)	(814)	-	-	(34,609)
Disposal during the year	-	-	(228)	-	-	-	(228)
Transfers	-	16	-	(16)	-	-	-
Foreign currency translation	(391)	(11,133)	(151)	(608)	-	-	(12,283)
Balance at December 31, 2022	69,123	647,770	3,226	10,076	3,080	-	733,275
<u>Net book value:</u>							
At December 31, 2022	195,175	255,894	1,106	4,130	24,905	29,189	510,399

**TAKWEEN ADVANCED INDUSTRIES**  
(A SAUDI JOINT STOCK COMPANY)  
**NOTES TO THE CONSOLIDATED FINANCIAL STATEMENTS (Continued)**  
**FOR THE YEAR ENDED DECEMBER 31, 2023**

**6. PROPERTY, PLANT AND EQUIPMENT (Continued)**

The Group's buildings and production facilities in Al- Hassa are constructed on a parcel of land owned by an affiliate and the building of Ayoun plant is constructed on land leased from Saudi Industrial Property Authority (MODON) for a period of 20 years commencing from Muharram 27, 1436H (November 24, 2014).

Under the terms of a land lease agreement with Jeddah Industrial City ("JIC"), Saudi Packaging has various renewable operating leases upon which its production facilities are located. Annual lease and service charge payments to JIC are nominal.

Capital work-in-progress at December 31, 2023 is principally related to various additions to the production facilities and other improvements which were under progress at the year end.

Depreciation for the year has been allocated under the following:

	<b>Note</b>	<b>December 31, 2023 SR '000</b>	<b>December 31, 2022 SR '000</b>
Cost of revenue	22	47,600	58,277
Administrative expenses	23	1,121	1,220
Selling, marketing and distribution expenses	24	1,093	1,040
		<b>49,814</b>	<b>60,537</b>

**6.1. Impairment of property, plant and equipment:**

Management has conducted an impairment review test of property, plant and equipment as per IAS36 and recognized impairment loss of SR 42.09 million in year 2023 (2022: SR 50.04 million) related to old Machine, molds and accessories as per third party recoverable amount testing.

**6.2. Assets held for sale**

In September 2023, management committed to a plan to sell some of the non-current assets. Accordingly, those assets are presented as assets held for sale. Efforts to sell the assets held for sale have started and a sale is expected before September 2024. The value of these assets is adjusted to reflect the fair value less costs to sell.

**7. INTANGIBLE ASSETS**

	<b>December 31, 2023 SR '000</b>	<b>December 31, 2022 SR '000</b>
Cost	13,237	13,237
Less: accumulated amortization	(12,330)	(11,865)
Net book value	<b>907</b>	<b>1,372</b>
	<b>December 31, 2023 SR '000</b>	<b>December 31, 2022 SR '000</b>
<b>Reconciliation of net book value</b>		
<b>Cost:</b>		
January 1	13,237	13,237
December 31	13,237	13,237
<b>Amortization:</b>		
January 1	11,865	11,380
Charge for the year	465	485
December 31	12,330	11,865
<b>Net book value</b>		
December 31	<b>907</b>	<b>1,372</b>

**TAKWEEN ADVANCED INDUSTRIES**

(A SAUDI JOINT STOCK COMPANY)

**NOTES TO THE CONSOLIDATED FINANCIAL STATEMENTS (Continued)****FOR THE YEAR ENDED DECEMBER 31, 2023****8. GOODWILL**

The Company entered into an agreement with Savola Group on December 30, 2014, for the acquisition of Saudi Plastic Packaging Systems (“Saudi Packaging”) (formerly Savola Packaging Systems Company Limited), a wholly owned subsidiary of Savola Group, along with two wholly owned subsidiaries of Saudi Packaging, (Al-Sharq Company for Plastic Industries Limited (“Al-Sharq”) and New Marina for Plastic Industries Company (“New Marina”) for a total purchase price of SR 910 million. As a result of this business acquisition and control acquired through sale agreement, the Company consolidated newly acquired subsidiaries with effect from January 1, 2015. In 2015, Council of Competition Protection approved the proposed acquisition of Saudi Packaging and consequently, the consideration of SR 910 million was paid in full. A goodwill of SR 323.58 million was recognized on the acquisition that represented the excess consideration paid over the net book value of net assets acquired, after carrying out valuation of the assets and liabilities as per the requirements.

The fair value of the assets acquired and liabilities assumed under business combination, pursuant to final purchase price allocation are as follows:

The goodwill arising on acquisitions is follows:

	<b>December 31, 2023 SR ‘000</b>	December 31, 2022 SR ‘000
Fair value of consideration paid	<b>910,000</b>	910,000
Less: fair value of identifiable net assets acquired	<b>586,418</b>	586,418
Goodwill	<b>323,582</b>	323,582

Management has performed annual impairment testing of Goodwill amounting to SR 323.58 million as of December 31, 2023. The assessment, which is reviewed by an independent party for the reasonableness of the methodology used by management, included assumptions related to the future sales volume, prices, operating assets, growth rates, terminal value and other related assets. The outcome of these assumptions is highly dependent on the success of the future operations of the Group and market conditions as estimated by management and achieving its plans in future. Management considers these assumptions to be realistic and achievable in view of its operational plan and is confident of its ability to meet these future plans. Management believes that the carrying value of cash generating units’ assets including goodwill will not exceed their recoverable amount. Accordingly, no impairment is recorded for goodwill as of December 31, 2023.

Based on the valuation review undertaken by the management, and with reference to the scope of work included in this report, and with consideration to the study of the financial assumptions underlying the value in use calculation, the report concluded the following: The Company has prepared a combined financial model for the purpose of reaching a value in use of the Companies; NMP, ASP, and SPPS using the Discounted Cash Flow method. This method is considered an appropriate approach to determine the range of values in this report. Using the current assumptions provided by management, our adjustments don't affect the management's conclusion of no need for impairment of goodwill subject to achieving the investment budget, producing the quantities used in the financial model, and implementing the projected pricing structure.



**TAKWEEN ADVANCED INDUSTRIES**  
(A SAUDI JOINT STOCK COMPANY)  
**NOTES TO THE CONSOLIDATED FINANCIAL STATEMENTS (Continued)**  
**FOR THE YEAR ENDED DECEMBER 31, 2023**

**9. INVESTMENT IN ASSOCIATE**

The Group's interest in Advanced Fabrics Factory Company (SAAF) is accounted for using the equity method in the consolidated financial statements. The Group has following investment in associate:

	Country of incorporation	Ownership interest		Amount	
		2023	2022	2023	2022
<b>Associate:</b>					
Advanced Fabrics Factory Company	KSA	30%	30%	99,755	105,943

Reconciliation of the summarized financial information presented after adjustments related to relevant IFRSs to the carrying amount of its interests in investments in associate:

	December 31, 2023 SR '000	December 31, 2022 SR '000
Current assets	139,743	141,890
Non-current assets	255,356	279,429
Current liabilities	193,504	195,513
Non-current liabilities	13,288	16,872
<b>Equity</b>	<b>188,307</b>	<b>208,934</b>
Group's share in equity - 30%	56,492	62,680
Implicit goodwill (note 9.1)	43,263	43,263
<b>Group's carrying amount of the investment</b>	<b>99,755</b>	<b>105,943</b>

	December 31, 2023 SR '000	December 31, 2022 SR '000
Revenue	223,924	276,491
Cost of revenue	(216,124)	(261,960)
<b>Gross profit</b>	<b>7,800</b>	<b>14,531</b>
Administrative expenses	(8,909)	(12,290)
Selling, marketing and distribution expenses	(18,020)	(33,782)
<b>Operating loss</b>	<b>(19,129)</b>	<b>(31,541)</b>
Finance charges	(5,928)	(4,334)
Other income, net	1,590	7,644
<b>Net loss for the year</b>	<b>(23,467)</b>	<b>(28,231)</b>
Share of loss from investment in associate for the year	(7,040)	(8,470)
Share of other comprehensive income from investment in associate	34	-
Adjustment related to prior year	817	-
Total share of loss from an investment in associate	(6,189)	(8,470)

**9.1** On the initial recognition of that investment preceding the sale of SAAF, the Group has recognised a goodwill of SR 43.26 million as shown on the table above. Goodwill relating to investments in associate is included in the carrying amount of the investment and is neither amortised nor individually tested for impairment.

**TAKWEEN ADVANCED INDUSTRIES**  
(A SAUDI JOINT STOCK COMPANY)  
**NOTES TO THE CONSOLIDATED FINANCIAL STATEMENTS (Continued)**  
**FOR THE YEAR ENDED DECEMBER 31, 2023**

**10. INVENTORIES**

	<b>Note</b>	<b>December 31, 2023 SR '000</b>	<b>December 31, 2022 SR '000</b>
Finished goods		31,620	62,491
Raw and packaging materials and work in progress		46,353	106,357
Spare parts		42,053	41,126
		<u>120,026</u>	<u>209,974</u>
Allowance for inventories	10.1	<u>(29,187)</u>	<u>(22,328)</u>
		<u><b>90,839</b></u>	<u><b>187,646</b></u>

**10.1 Movement in the allowance for inventories:**

	<b>December 31, 2023 SR '000</b>	<b>December 31, 2022 SR '000</b>
Opening balance	22,328	13,085
Allowance for the year	19,663	10,173
Write off inventories	(12,514)	-
Foreign currency translation	(290)	(930)
Closing balance	<u><b>29,187</b></u>	<u><b>22,328</b></u>

**11. TRADE AND OTHER RECEIVABLES**

	<b>Note</b>	<b>December 31, 2023 SR '000</b>	<b>December 31, 2022 SR '000</b>
Trade receivables – third parties		294,314	355,302
Trade receivables – related parties		312	2,096
Due from a related party		55,375	46,624
	27.A	55,687	48,720
Trade receivables- gross	11.2	350,001	404,022
Allowance for impairment for trade receivables	11.1	(68,718)	(60,443)
		<u><b>281,283</b></u>	<u><b>343,579</b></u>

11.1 The movement in the allowance for impairment of trade receivables is as follows:

	<b>December 31, 2023 SR '000</b>	<b>December 31, 2022 SR '000</b>
Balance as at January 1	60,443	53,269
Charge for the year	8,963	9,032
Foreign currency translation	(688)	(1,858)
Closing balance	<u><b>68,718</b></u>	<u><b>60,443</b></u>

**TAKWEEN ADVANCED INDUSTRIES**  
(A SAUDI JOINT STOCK COMPANY)  
**NOTES TO THE CONSOLIDATED FINANCIAL STATEMENTS (Continued)**  
**FOR THE YEAR ENDED DECEMBER 31, 2023**

**11. TRADE AND OTHER RECEIVABLES (Continued)**

11.2 The ageing of trade receivables and related allowance of impaired receivables at the reporting date are as follows:

	Estimated credit loss rate	December 31, 2023		December 31, 2022	
		Gross SR '000	Impairment SR '000	Gross SR '000	Impairment SR '000
Not past due	Up to 8.50%	200,224	1,583	196,960	1,819
Past due 1-90 days	Up to 21.78%	32,065	1,830	109,150	3,499
Past due 91-180 days	Up to 46.23%	24,493	3,053	29,537	2,627
Above 180 days	Up to 97.52%	93,219	62,252	68,375	52,498
		<b>350,001</b>	<b>68,718</b>	<b>404,022</b>	<b>60,443</b>

In determining the recoverability of a trade receivable, the Group considers any change in the credit quality of the trade receivable from the date credit was initially granted up to the end of the reporting period. The Group does not hold any collateral over impaired trade receivables. Allowance for impairment of trade receivables is calculated based on the ageing profile and history.

**12. PREPAID EXPENSES AND OTHER ASSETS**

	December 31, 2023 SR '000	December 31, 2022 SR '000
Rebate receivables	20,682	34,922
Advances to suppliers	20,183	90,550
Prepaid expenses	7,023	4,510
Other receivables	3,540	5,786
	<b>51,428</b>	<b>135,768</b>

**13. INVESTMENTS HELD AT AMORTIZED COST**

	December 31, 2023 SR '000	December 31, 2022 SR '000
Investments in treasury bills	4,974	6,501

Investment in treasury bills relates to the purchase of Egyptian treasury bills on December 1, 2023, by New Marina for Plastic Industries Company, a subsidiary, with a par value amounting to LE 38 million and an annual interest rate of 23.75 % to 23.95% which will mature on January 2, 2024 and January 24, 2024 respectively.

**14. CASH AND CASH EQUIVALENTS**

Cash and cash equivalents comprise of the followings:

	December 31, 2023 SR '000	December 31, 2022 SR '000
Cash on hand	232	236
Cash at bank	5,660	36,630
	<b>5,892</b>	<b>36,866</b>

**TAKWEEN ADVANCED INDUSTRIES**  
(A SAUDI JOINT STOCK COMPANY)  
**NOTES TO THE CONSOLIDATED FINANCIAL STATEMENTS (Continued)**  
**FOR THE YEAR ENDED DECEMBER 31, 2023**

**15. EQUITY**

**15.1 Share capital**

As at December 31, 2023 the Group's share capital amounted to SR 464,646,060 consisting of 46,464,606 shares of SR 10 each.

Based on the Extraordinary General Assembly meeting held on Muharram 8, 1445 AH, corresponding to July 26, 2023, the shareholders decided to reduce the Group's share capital to absorb the accumulated losses amounting to SR 485,353,940, representing 51.09% of the Group's existing share capital amounting to SR 950,000,000

The Group has fulfilled all regulatory requirements related to the aforementioned capital reduction during the year ended December 31, 2023

impact of the reduction of number of shares and share capital is as follows;

	<b>December 31, 2023</b>	December 31, 2022
	<b>SR '000</b>	SR '000
<b>Authorized share capital</b>		
46.46 million shares of SR 10 each (2022: 95 million)	<u>464,646</u>	<u>950,000</u>
<b>Issued, subscribed and fully paid-up share capital</b>		
46.46 million shares of SR 10 each (2022: 95 million)	<u>464,646</u>	<u>950,000</u>
	<b>December 31, 2023</b>	December 31, 2022
<i>Reconciliation of number of shares outstanding (in "000")</i>		
Opening balance	<b>95,000</b>	95,000
Absorption of losses through reduction of share capital	<b>(48,535)</b>	-
Closing balance	<u><b>46,465</b></u>	<u>95,000</u>

**15.2 Other reserves**

	<b>December 31, 2023</b>	December 31, 2022
	<b>SR '000</b>	SR '000
Exchange differences on translation of foreign operation	<b>(70,758)</b>	(63,314)
Remeasurements of employee benefits	<b>7,441</b>	7,537
	<u><b>(63,317)</b></u>	<u>(55,777)</u>

**15.3 Statutory reserve**

No transfer to statutory reserve has been made during 2023 and 2022 due to the losses incurred.

**TAKWEEN ADVANCED INDUSTRIES**  
(A SAUDI JOINT STOCK COMPANY)  
**NOTES TO THE CONSOLIDATED FINANCIAL STATEMENTS (Continued)**  
**FOR THE YEAR ENDED DECEMBER 31, 2023**

**16. BORROWINGS**

**16.1 Long term loans**

	<b>December 31, 2023 SR “000</b>	December 31, 2022 SR “000
Commercial loan	<b>107,313</b>	127,454
Less: current portion	<b>76,558</b>	60,401
	<b>30,755</b>	67,053

**Commercial loan** – The Group entered into Murabaha Facilities Agreement of SR 910 million with the Arab National Bank (“the lead bank”), on behalf of Murabaha Facilities Participants, for financing the acquisition of Saudi Plastic Packaging Systems (“Saudi Packaging”) (formerly Savola Packaging Systems Company Limited) along with its two subsidiaries i.e. Al-Sharq Company for Plastic Industries Limited and New Marina for Plastic Industries Company (S.A.E.). The facility is secured by irrevocable and unconditional assignment of all rights, titles and interests to the sale contract entered into with the Al Othman Agricultural Product and Production Company (NADA), a related party, revenue accounts of the Saudi Packaging, Advanced Fabrics Factory Company (SAAF) and a corporate guarantee from Al-Othman Holding Company, an affiliate.

In 2016, a repayment of SR 490 million was made in respect of this loan i.e. SR 90 million pertaining to scheduled loan installment and early repayment of SR 400 million. There was no change in the term of the loan, however repayment has been rescheduled accordingly.

In 2021, a repayment of SAR 152 million was made in respect of this loan, released all the securities provided by Advanced Fabrics Company (SAAF), SAR 209 million pertaining to schedule loan installment till September 2024. There was no change in the term of the loan, however, repayment has been rescheduled accordingly.

During the year, the Group entered Tawarroq Financing Agreement of SR 40 million with the Banque Saudi Fransi. The loan is repayable by quarterly installments with first installment commencing on March 31, 2023, and final installment on December 31, 2026, as per the repayment schedule.

The Group was in breach of certain covenants of long-term loan which is measured half yearly i.e. June and December every year. Management has taken necessary remedial action including obtaining waiver from the lead bank for the period ended June 30, 2023 and year ended December 31, 2023.

**16.2 Short term loans**

The Group has credit facilities agreements with local commercial banks comprising of overdrafts, short term loans, letters of credit and guarantee etc. Borrowings under the facilities bear financing charges at the prevailing market rates and are secured by demand order note, promissory notes in addition to corporate guarantees from Al-Othman Holding Company, an affiliate, to one local bank. During the Year, the group has added additional short-term facility that was reflected in cash position as of December 31, 2023

**TAKWEEN ADVANCED INDUSTRIES**

(A SAUDI JOINT STOCK COMPANY)

**NOTES TO THE CONSOLIDATED FINANCIAL STATEMENTS (Continued)****FOR THE YEAR ENDED DECEMBER 31, 2023****17. LEASE LIABILITIES**

The Group has lease liabilities related to factory lands and buildings. With the exception of short-term leases, each lease is presented as a lease liability on the statement of financial position. Lease term period of lands and buildings ranges from 2 to 21 years with fixed payment terms.

	<b>December 31, 2023 SR '000</b>	December 31, 2022 SR '000
Opening balance – January 1	22,418	5,996
Addition to lease liability	-	19,835
Interest accrued during the year	1,851	690
Lease liability settled during the year	(7,927)	(4,103)
Closing balance – December 31	<b>16,342</b>	22,418
Current portion of lease liabilities	<b>6,778</b>	6,076
Non-current portion of lease liabilities	<b>9,564</b>	16,342

As at December 31, 2023, lease payments and finance charges related to lease liabilities are as follows:

	<b>Current SR '000</b>	<b>1-5 years SR '000</b>	<b>6-10 years SR '000</b>	<b>11-21 years SR '000</b>	<b>Total SR '000</b>
Lease payments	7,927	7,618	2,649	1,349	19,543
Finance charges	(1,149)	(1,256)	(540)	(256)	(3,201)
Net present values	<b>6,778</b>	<b>6,362</b>	<b>2,109</b>	<b>1,093</b>	<b>16,342</b>

As at December 31, 2022, lease payments and finance charges related to lease liabilities are as follows:

	Current SR '000	1-5 years SR '000	6-10 years SR '000	11-21 years SR '000	Total SR '000
Lease payments	7,927	14,872	2,932	1,741	27,472
Finance charges	(1,851)	(2,233)	(649)	(321)	(5,054)
Net present values	<b>6,076</b>	<b>12,639</b>	<b>2,283</b>	<b>1,420</b>	<b>22,418</b>

**TAKWEEN ADVANCED INDUSTRIES**  
(A SAUDI JOINT STOCK COMPANY)  
**NOTES TO THE CONSOLIDATED FINANCIAL STATEMENTS (Continued)**  
**FOR THE YEAR ENDED DECEMBER 31, 2023**

**18. EMPLOYEE BENEFITS**

Movement in employees end of service benefits during the year is as follows:

	<b>December 31, 2023</b>	December 31, 2022
	<b>SR '000</b>	SR '000
Opening balance as at January 1	<b>29,787</b>	31,301
Expense charge for the year	<b>4,592</b>	4,654
Re-measurement gain	<b>129</b>	(3,235)
Employee benefits paid	<b>(5,078)</b>	(2,933)
Closing balance	<b>29,430</b>	29,787

**Charge to consolidated statement of profit or loss for the year**

	<b>December 31, 2023</b>	December 31, 2022
	<b>SR '000</b>	SR '000
Current service cost	<b>3,236</b>	3,877
Interest cost	<b>1,356</b>	777
Cost recognized in profit and loss	<b>4,592</b>	4,654

**Principal actuarial assumptions**

	<b>December 31, 2023</b>	December 31, 2022
Discount factor used	<b>4.60%</b>	4.60%
Salary increases rate	<b>1.00%</b>	1.00%
Rate of employee's turnover	<b>Heavy</b>	Heavy

Sensitivity analysis on present value of defined benefit obligations plan are as below:

	<b>December 31, 2023</b>		December 31, 2022	
	<b>Percentage</b>	<b>Amount</b>	Percentage	Amount
		<b>SR '000</b>		SR '000
<b>Discount rate</b>				
Increase	<b>+0.5%</b>	<b>28,740</b>	+0.5%	29,084
Decrease	<b>-0.5%</b>	<b>30,156</b>	- 0.5%	30,526
<b>Expected rate of salary</b>				
Increase	<b>+0.5%</b>	<b>29,960</b>	+0.5%	30,322
Decrease	<b>-0.5%</b>	<b>28,922</b>	- 0.5%	29,273

**TAKWEEN ADVANCED INDUSTRIES**  
(A SAUDI JOINT STOCK COMPANY)  
**NOTES TO THE CONSOLIDATED FINANCIAL STATEMENTS (Continued)**  
**FOR THE YEAR ENDED DECEMBER 31, 2023**

**19. TRADE PAYABLES AND OTHER LIABILITIES**

	<b>December 31, 2023</b>	December 31, 2022
	<b>SR '000</b>	SR '000
Trade payables	<b>191,312</b>	405,720
Accrued expenses	<b>29,897</b>	31,309
Advance from a related party (note 27-B)	<b>103,428</b>	66,266
Due to related parties (note 27-B)	<b>25</b>	18,916
	<b>103,453</b>	85,182
Advances from customers	<b>6,309</b>	8,117
Provision for zakat (note 20.3)	<b>1,738</b>	1,738
Value added tax	<b>3,081</b>	-
	<b>335,790</b>	532,066

**20. ZAKAT AND INCOME TAX**

**20.1 Zakat status**

Zakat returns for the Group companies have been filed independently and paid for all years through 2010 and the zakat certificates have been received till 2010. Zakat return for the Company and its subsidiaries has been filed on a consolidated basis by the Group for 2011 and onwards and zakat certificates have been received till 2018. New Marina is registered in Arab Republic of Egypt and pays income tax according to its local laws and regulations.

During the year 2023, the Group has received assessment for 2019-2020 amounting to SR 11.01 million which has been objected by the Group. Final assessments and clearances for the Group have been obtained from the Zakat, Tax and Customs Authority (ZATCA) up to 2018. There are no further assessments received from ZATCA.

**20.2 Principal elements of zakat base:**

	<b>December 31, 2023</b>	December 31, 2022
	<b>SR '000</b>	SR '000
Non-current assets	<b>862,624</b>	941,296
Non-current liabilities	<b>69,749</b>	113,182
Spare parts	<b>42,053</b>	41,126
Opening shareholders' equity	<b>434,626</b>	606,968
Loss before zakat and income tax	<b>(222,374)</b>	(158,849)

Some of these amounts have been adjusted in arriving at the zakat charge for the year.

**20.3 Zakat provision:**

	<b>December 31, 2023</b>	December 31, 2022
	<b>SR '000</b>	SR '000
January 1	<b>1,738</b>	1,689
Adjustment	<b>-</b>	49
December 31	<b>1,738</b>	1,738

**20.4 Current year's zakat and income tax expense**

	<b>December 31, 2023</b>	December 31, 2022
	<b>SR '000</b>	SR '000
Zakat expense	<b>-</b>	-
Income tax expense	<b>959</b>	67
	<b>959</b>	67



**TAKWEEN ADVANCED INDUSTRIES**

(A SAUDI JOINT STOCK COMPANY)

**NOTES TO THE CONSOLIDATED FINANCIAL STATEMENTS (Continued)****FOR THE YEAR ENDED DECEMBER 31, 2023****21. SEGMENTAL REPORTING**

The Group's principal activities are related to the following single business segment which includes plastic packing and packaging products of polystyrene sheet rolls used in forming, immediate packing and packaging in thermoformed and polystyrene cups and lids, high density bottles used in dairy, food and beverage industry.

The Group's operations are conducted in Saudi Arabia and the Arab Republic of Egypt. Selected financial information are as follows:

	<b>Kingdom of Saudi Arabia</b>	<b>Arab Republic of Egypt</b>	<b>Total</b>
	<b>SR '000</b>	<b>SR '000</b>	<b>SR '000</b>
<b>For the year ended December 31, 2023</b>			
Domestic revenue	675,762	30,765	706,527
Export	111,636	-	111,636
	<b>787,398</b>	<b>30,765</b>	<b>818,163</b>
<b>As of December 31, 2023</b>			
Non-current assets	429,609	8,771	438,380
<b>For the year ended December 31, 2022</b>			
Domestic revenue	753,754	28,158	781,912
Export	263,487	-	263,487
	1,017,241	28,158	1,045,399
<b>As of December 31, 2022</b>			
Non-current assets	498,804	11,595	510,399

**Main customers and suppliers**

During the year, sales to the main two customers of the Group represents 17.41% amounting to SR 142.5 million (2022: 15.95% amounting to SR 166.6 million)

During the year, purchases from the major supplier of the Group represents 74.86% amounting to SR 548.7 million (2022: 77.20% amounting to SR 811.0 million)

**22. COST OF REVENUE**

	<b>December 31, 2023</b>	December 31, 2022
	<b>SR '000</b>	SR '000
Material cost	643,924	820,242
Employee costs	65,365	69,788
Depreciation	47,600	58,277
Electricity and water	37,190	37,893
Repair and maintenance	14,829	16,531
Others	8,358	10,118
	<b>817,266</b>	<b>1,012,849</b>

**TAKWEEN ADVANCED INDUSTRIES**  
(A SAUDI JOINT STOCK COMPANY)  
**NOTES TO THE CONSOLIDATED FINANCIAL STATEMENTS (Continued)**  
**FOR THE YEAR ENDED DECEMBER 31, 2023**

**23. ADMINISTRATIVE EXPENSES**

	<b>December 31, 2023</b>	December 31, 2022
	<b>SR '000</b>	SR '000
Employee costs	<b>34,125</b>	25,702
Communication and other office expenses	<b>9,740</b>	8,145
Legal and professional fee	<b>9,234</b>	2,738
Traveling and conveyance	<b>1,186</b>	1,074
Depreciation	<b>1,092</b>	1,220
Amortization	<b>464</b>	485
Others	<b>2,772</b>	1,678
	<b>58,613</b>	41,042

**24. SELLING, MARKETING AND DISTRIBUTION EXPENSES**

	<b>December 31, 2023</b>	December 31, 2022
	<b>SR '000</b>	SR '000
Local transportation	<b>22,012</b>	31,236
Employee costs	<b>18,125</b>	13,341
Provision for doubtful debts	<b>8,963</b>	8,476
Rent	<b>1,879</b>	1,399
Depreciation	<b>1,121</b>	1,040
Others	<b>2,806</b>	3,031
	<b>54,906</b>	58,523

**25. FINANCE CHARGES**

	<b>December 31, 2023</b>	December 31, 2022
	<b>SR '000</b>	SR '000
Finance charges on loans	<b>58,300</b>	34,496
Bank and other charges	<b>4,252</b>	1,602
Finance charges on lease liability	<b>1,884</b>	612
	<b>64,436</b>	36,710

**26. OTHER INCOME, NET**

	<b>December 31, 2023</b>	December 31, 2022
	<b>SR '000</b>	SR '000
Sale of scrap	<b>2,906</b>	933
Foreign exchange loss	<b>(1,348)</b>	(1,650)
Write off of property, plant and equipment	<b>(443)</b>	(242)
Others	<b>1,878</b>	4,353
	<b>2,993</b>	3,394

**TAKWEEN ADVANCED INDUSTRIES**  
(A SAUDI JOINT STOCK COMPANY)  
**NOTES TO THE CONSOLIDATED FINANCIAL STATEMENTS (Continued)**  
**FOR THE YEAR ENDED DECEMBER 31, 2023**

**27. RELATED PARTIES' TRANSACTIONS AND BALANCES**

Balances and transactions between the Company and its subsidiaries, which are related parties of the Company, have been eliminated on consolidation and are not disclosed in this note. Details of transactions between the Group and other related parties are disclosed below.

**Company**

**Relationship**

Al Othman Group of companies

Affiliates

Al Ahsa Medical Services Company

Common directorship

The significant transactions with related parties during the year are as follows:

<b><u>Nature of transaction</u></b>	<b>December 31, 2023 SR '000</b>	December 31, 2022 SR '000
Rentals	534	484
IT services	20	242
Purchase of materials	3,036	2,579
Medical services	25	8
Insurance services	731	5,822
Sales during the year	81,233	78,566
Accommodation, food and other miscellaneous expenses	86	142

A) Balances receivable from related parties are as follows:

	<b>December 31, 2023 SR '000</b>	December 31, 2022 SR '000
Al Othman Agriculture Production and Processing Company ("NADA")	297	2,070
Others	15	28
SAAF - Current balance	55,375	46,622
	<b>55,687</b>	<b>48,720</b>

B) Balances payable to related parties are as follows:

	<b>December 31 2023 SR '000</b>	December 31 2022 SR '000
Al Othman Agriculture Production and Processing Company ("NADA")	103,428	81,371
Saudi United Cooperative Insurance Company (Walaa)	-	2,967
Others	25	844
	<b>103,453</b>	<b>85,182</b>

**TAKWEEN ADVANCED INDUSTRIES**  
(A SAUDI JOINT STOCK COMPANY)  
**NOTES TO THE CONSOLIDATED FINANCIAL STATEMENTS (Continued)**  
**FOR THE YEAR ENDED DECEMBER 31, 2023**

**28. REMUNERATION OF DIRECTORS AND KEY MANAGEMENT PERSONNEL**

	<b>December 31, 2023</b>	December 31, 2022
	<b>SR '000</b>	SR '000
Remuneration	<b>8,462</b>	9,798
House rent allowance	<b>1,863</b>	2,176
Employee benefits	<b>337</b>	614
Bonus	<b>1,069</b>	1,190
Medical allowance	<b>87</b>	126
Others	<b>1,795</b>	465
	<b>13,613</b>	14,369
BOD and related committees remuneration	<b>805</b>	839

Payable balance to key management personnel as of year-end amounted to SR 0.85 million (2022: SR 0.61 million).

**29. CONTINGENCIES AND COMMITMENTS**

	<b>December 31, 2023</b>	December 31, 2022
	<b>SR '000</b>	SR '000
Letter of guarantees and others	<b>2,052</b>	2,190
Capital commitments against purchase of property, plant and equipment	<b>4,390</b>	3,418

**30. LOSS PER SHARE**

Basic loss per share is calculated by dividing the loss earnings attributable to ordinary shareholders of the Group by the weighted average number of ordinary shares outstanding during the year. For diluted loss per share, the weighted average number of ordinary shares in issue is adjusted to assume conversion of all dilutive potential ordinary shares. There were no potentially dilutive shares outstanding at any time during the years 2023 and 2022.

Loss per share is represented as follows:

	<b>December 31, 2023</b>	December 31, 2022
Basic / diluted loss per share (SR)	<b>(4.81)</b>	(3.42)
Loss for the year (SR '000)	<b>(223,333)</b>	(158,916)
Weighted average number of outstanding shares ('000)	<b>46,465</b>	46,465

The basic and diluted loss per share was calculated on the basis of the number of outstanding shares at the end of the period after taking into consideration retrospective adjustments, and the comparative figure was adjusted accordingly.

**31. FINANCIAL RISK MANAGEMENT**

The Group's activities expose it to the following financial risks from its use of the financial instruments:

- Credit risk
- Liquidity risk
- Market risk (including interest rate risk and Foreign currency exchange risk)
- Capital management risk

The Group's overall risk management program focuses on the unpredictability of financial markets and seeks to minimize potential adverse effects on the Group's financial performance.

**TAKWEEN ADVANCED INDUSTRIES**  
(A SAUDI JOINT STOCK COMPANY)  
**NOTES TO THE CONSOLIDATED FINANCIAL STATEMENTS (Continued)**  
**FOR THE YEAR ENDED DECEMBER 31, 2023**

**31. FINANCIAL RISK MANAGEMENT (Continued)**

**31.1 Financial instruments by category**

	<b>December 31, 2023</b>	December 31, 2022
	<b>SR '000</b>	SR '000
<b>Financial assets at amortized cost</b>		
Trade receivables	<b>294,314</b>	355,302
Trade receivables – related parties	<b>312</b>	2,096
Due from a related party	<b>55,375</b>	46,624
Other receivables	<b>3,540</b>	5,786
Investment held at amortized cost	<b>4,974</b>	6,501
Cash and bank balances	<b>5,892</b>	36,866
<b>Total financial assets</b>	<b>364,407</b>	453,175

The Group has no financial assets at fair value through profit and loss.

**Financial liabilities at amortized cost:**

	<b>December 31, 2023</b>	December 31, 2022
	<b>SR '000</b>	SR '000
Trade payables and accrued expenses	<b>224,290</b>	437,029
Due to related parties	<b>25</b>	18,916
Short term loans	<b>611,772</b>	505,305
Lease liabilities	<b>16,342</b>	22,418
Long-term loans	<b>107,313</b>	127,454
<b>Total financial liabilities</b>	<b>959,742</b>	1,111,122

The Group have no financial liability at fair value through profit and loss.

**31.2 Financial instruments and related disclosures**

The Group reviews and agrees policies for managing each of the risks and these policies are summarized below:

**31.2.1 Credit risk**

Credit risk represents the accounting loss that would be recognized at the reporting date if counter parties failed completely to perform as contracted. The Group has policies in place to minimize its exposure to credit risk. The maximum exposure to credit risk at the reporting date is as follows:

	<b>December 31, 2023</b>	December 31, 2022
	<b>SR '000</b>	SR '000
Trade receivables	<b>294,314</b>	355,302
Trade receivables – related parties	<b>312</b>	2,096
Due from a related party	<b>55,375</b>	46,624
Other receivables	<b>3,540</b>	5,786
Investment held at amortized cost	<b>4,974</b>	6,501
Cash at bank	<b>5,892</b>	36,866
	<b>364,407</b>	453,175

**TAKWEEN ADVANCED INDUSTRIES**  
(A SAUDI JOINT STOCK COMPANY)  
**NOTES TO THE CONSOLIDATED FINANCIAL STATEMENTS (Continued)**  
**FOR THE YEAR ENDED DECEMBER 31, 2023**

**31. FINANCIAL RISK MANAGEMENT (Continued)**

**31.2 Financial instruments and related disclosures (Continued)**

**31.2.1 Credit risk (Continued)**

The Group seeks to manage its credit risk with respect to banks by only dealing with reputable banks with sound credit rating. With respect to credit risk arising from the financial assets of the Group, including receivables from employees and bank balances, the Group's exposure to credit risk arises from default of the counterparty, with a maximum exposure equal to the carrying amount of these assets in the consolidated statement of financial position. The group manages credit risk with respect to its receivables from customers by monitoring it in accordance with the established policies and procedures which includes establishment of credit limits and regular monitoring of the ageing of trade receivables.

The Group's management determines the credit risk by regularly monitoring the creditworthiness rating its of existing customers and through a monthly review of the trade receivables' ageing analysis. In monitoring the customers' credit risk, customers are grouped according to their credit characteristics. Customers that are graded as "high risk" are placed on a separate list, and future credit sales are made only with approval of key directors, otherwise payment in advance is required. The group assess the recoverable amount of its receivables to ensure adequate allowance for impairment is made.

Trade receivables are classified as past due if they are outstanding for more than 30-120 days based on respective customer credit period. For ageing of receivables refer note 11.2. Analysis of trade receivables is as follows:

	<b>December 31, 2023</b>	December 31, 2022
	<b>SR '000</b>	SR '000
Not past due	<b>200,224</b>	196,960
Past due	<b>149,777</b>	207,062
Less: Allowance for impairment of trade receivables	<b>(68,718)</b>	(60,443)
	<b>281,283</b>	343,579

**31.2.2 Liquidity risk**

Liquidity risk is the risk that the Group will encounter difficulty in raising funds to meet commitments associated with financial liabilities. Liquidity risk may result from the inability to sell a financial asset quickly at an amount close to its fair value.

The table below summarizes the maturity profile of the Group's financial liabilities based on undiscounted contractual cash payments:

**Financial liabilities**

<b>2023</b>	<b>Carrying amount SR '000</b>	<b>Contractual cash flows SR '000</b>	<b>Within one year SR '000</b>	<b>1 – 5 years SR '000</b>	<b>More than five years SR '000</b>
Trade payable and accrued expense	224,290	224,290	224,290	-	-
Due to related parties	103,453	103,453	103,453	-	-
Short term loans	611,772	621,704	621,704	-	-
Lease liabilities	16,342	19,543	7,927	7,618	3,998
Long-term loan	107,313	116,186	81,896	34,290	-
	<b>1,063,170</b>	<b>1,085,176</b>	<b>1,039,270</b>	<b>41,908</b>	<b>3,998</b>

**TAKWEEN ADVANCED INDUSTRIES**  
(A SAUDI JOINT STOCK COMPANY)  
**NOTES TO THE CONSOLIDATED FINANCIAL STATEMENTS (Continued)**  
**FOR THE YEAR ENDED DECEMBER 31, 2023**

**31. FINANCIAL RISK MANAGEMENT (Continued)**

**31.2 Financial instruments and related disclosures (Continued)**

**31.2.2 Liquidity risk (Continued)**

<u>2022</u>	Carrying amount SR '000	Contractual cash flows SR '000	Within one year SR '000	1 – 5 years SR '000	More than five years SR '000
Trade payable and accrued expense	437,029	437,029	437,029	-	-
Due to related parties	18,916	18,916	18,916	-	-
Short term loans	505,305	514,155	514,155	-	-
Lease liabilities	22,418	27,472	7,927	14,872	4,673
Long-term loan	127,454	141,389	68,284	73,105	-
	<u>1,111,122</u>	<u>1,138,961</u>	<u>1,046,311</u>	<u>87,977</u>	<u>4,673</u>

Liquidity risk is managed by monitoring on a regular basis that sufficient funds and banking and other credit facilities are available to meet the Group's future commitments. The Group's terms of sales require amounts to be paid either on a cash or on a credit term basis.

**31.2.3 Market risk**

Market risk is the risk that changes in market prices, such as interest rates, foreign exchange rates and equity prices will affect the Group's income or the value of its holdings of financial instruments due to fluctuation in the related financial instruments value. The objective of market risk management is to manage and control market risk exposures within acceptable parameters while optimizing returns.

**i) Interest rate risk**

Commission rate risk is the exposures to various risks associated with the effect of fluctuations in the prevailing interest rates on the Group's financial positions and cash flows. The Group is exposed to interest rate risk on its interest bearing assets and liabilities mainly bank overdraft, bank facilities and other borrowings. Management limits the Group's interest rate risk by monitoring changes in interest rates. Management monitors the changes in commission rates and believes that the cash flow and fair value commission rate risk to the Group is not significant.

The Group's receivables and payables carried at amortized cost are not subject to interest rate risk as defined in IFRS 7, since neither the carrying amount nor the future cash flows will fluctuate because of a change in market interest rates. Hence, the Group is not exposed to fair value interest rate risk.

**Interest rate sensitivity analysis**

The sensitivity analysis has been determined based on the exposure to interest rates for non-derivative instruments at the end of the reporting period. For floating rate assets and liabilities, the analysis is prepared assuming the amount of the assets or liability outstanding at the end of the reporting period was outstanding for the whole period. A 100 basis point increase or decrease is used when reporting interest rate risk internally to key management personnel and represents management's assessment of the reasonably possible change in interest rates.

		<u>Increase/ Decrease in basis points of interest rates</u>	<u>Effect on income for the year</u>
			SR '000
<b>December 31, 2023</b>	SAR	<b>+100</b>	<b>(7,191)</b>
	SAR	<b>-100</b>	<b>7,191</b>
December 31, 2022	SAR	+100	(6,581)
	SAR	-100	6,581

**TAKWEEN ADVANCED INDUSTRIES**  
(A SAUDI JOINT STOCK COMPANY)  
**NOTES TO THE CONSOLIDATED FINANCIAL STATEMENTS (Continued)**  
**FOR THE YEAR ENDED DECEMBER 31, 2023**

**31. FINANCIAL RISK MANAGEMENT (Continued)**

**31.2 Financial instruments and related disclosures (Continued)**

**31.2.3 Market risk (Continued)**

**ii) Currency risks:**

Foreign currency risk is the risk that the value of the financial instruments will fluctuate due to changes in foreign exchange rates. The Group's major financial assets and financial liabilities are denominated in Saudi Riyal, US Dollars (USD), Euro (EUR), Emirates Dirham (AED), and Egyptian Pounds (EGP). Saudi riyals are pegged to the US Dollar, consequently, balances in those currencies are not considered to represent a currency risk. Management monitors the fluctuations in Euro, Egyptian Pound currency exchange rates with Saudi Riyals and manages its effect on the consolidated financial statements accordingly. The Group did not have any significant foreign currency denominated monetary assets or liabilities at the reporting date except for assets and liabilities in Egyptian Pound, for which it was exposed to foreign currency fluctuations. Consequently, no foreign currency sensitivity analysis has been presented.

		<b>December 31,</b>	December 31,
		<b>2023</b>	2022
	<b>Currency</b>	<b>SR '000</b>	<b>SR '000</b>
Cash and cash equivalent	USD	<b>611</b>	5,824
	EUR	<b>1</b>	84
	EGP	<b>6,073</b>	7,221
	AED	<b>-</b>	525
		<b>6,685</b>	13,654
Trade receivables	EGP	<b>9,073</b>	13,309
	USD	<b>32,464</b>	38,641
	EUR	<b>95</b>	-
	AED	<b>5,535</b>	6,841
		<b>47,167</b>	58,791
Trade payable and other liabilities	EGP	<b>(298)</b>	(912)
	USD	<b>(10,313)</b>	(7,027)
	EUR	<b>(2,766)</b>	(2,661)
	AED	<b>(315)</b>	(103)
	CHF	<b>(21)</b>	(41)
	GBP	<b>(891)</b>	(25)
	<b>(14,604)</b>	(10,769)	
Short-term loans	EGP	<b>-</b>	1,554
Net statement of financial position exposure		<b>39,248</b>	63,230

**31.2.4 Fair values of financial instruments**

The price that would be received to sell an asset or paid to transfer a liability in an orderly transaction between market participants at the measurement date. The Group's financial assets consist of cash and cash equivalents, accounts receivables and some other assets, while its financial liabilities consist of trade accounts payables, some accrued expenses and other liabilities. The fair values of financial instruments are not materially different from their carrying values.



**TAKWEEN ADVANCED INDUSTRIES**  
(A SAUDI JOINT STOCK COMPANY)  
**NOTES TO THE CONSOLIDATED FINANCIAL STATEMENTS (Continued)**  
**FOR THE YEAR ENDED DECEMBER 31, 2023**

---

**31. FINANCIAL RISK MANAGEMENT (Continued)**

**31.2 Financial instruments and related disclosures (Continued)**

**31.2.5 Capital risk management**

The Company's objectives when managing capital are to safeguard the Company's ability to continue as a going concern, so that it can continue to provide returns for shareholders and benefits for other stakeholders and to maintain an optimal capital structure to reduce the cost of capital. In order to maintain or adjust the capital structure, the Company may adjust the amount of dividends paid to shareholders, issue new shares or obtain / repay financing from / to financial institutions.

Consistent with others in the industry, the Company manages its capital risk by monitoring its debt levels and liquid assets and keeping in view future investment requirements and expectations of the shareholders. Debt is calculated as total of long term finance and short term borrowings. Total capital comprises shareholders' equity as shown in the statement of financial position under 'share capital and reserves' and net debt (net of cash and cash equivalent).

The salient information relating to capital risk management of the Group as of December 31, 2023 and 2022 were as follows:

	<b>December 31, 2023 SR '000</b>	December 31, 2022 SR '000
Total debt	<b>719,085</b>	632,759
Less: cash and bank balances	<b>(5,892)</b>	(36,866)
Net debt	<b>713,193</b>	595,893
Total equity	<b>203,753</b>	434,626
Total capital employed	<b>916,946</b>	1,030,519
Gearing ratio	<b>77.78%</b>	57.82%

**32. SUBSEQUENT EVENTS**

32.1 During the year, the Group filed an application to Capital Market Authority for approval to increase its share capital by offering right shares of SR 300,000,000 that will result in an increase in number of shares from 46,464,606 shares to 76,464,606 shares. Subsequent to the year end, the Group received the approval of Capital Market Authority for increase in share capital. The shareholders, in Extraordinary General Assembly meeting held on Shaban 3, 1445 AH, corresponding to February 13, 2024, approved the Board of Directors recommendation to increase the Group's share capital by issuing priority right shares.

32.2 During March 2024, Egyptian currency has been significantly devalued. This decrease does not affect the amounts of translation reserves arising from translation of one of the Group's subsidiary New Marina operating in Egypt as at December 31, 2023. However, this will impact the Group's future exchange differences on translation of foreign operation. The Group management is estimating the impact of this change.

**33. APPROVAL OF THE CONSOLIDATED FINANCIAL STATEMENTS**

The financial statements were approved by the board of directors and authorized for issue on March 28, 2024 corresponding to Ramadan 18, 1445H.